

### Accepted disabling claims and workers' compensation covered employment by industry (NAICS), Oregon 2003-2007

Industry (NAICS)		Acceptance year														
		2003			2004			2005			2006			2007		
		Claims	Employment*	Rate	Claims	Employment*	Rate	Claims	Employment*	Rate	Claims	Employment*	Rate	Claims	Employment*	Rate
	Total	21,823	1,585.8	1.4	22,321	1,636.3	1.4	22,112	1,683.1	1.3	23,371	1,734.4	1.3	23,432	1,763.8	1.3
11	Agriculture, forestry, fishing	1,324	70.5	1.9	1,326	72.4	1.8	1,220	72.4	1.7	1,233	73.4	1.7	1,168	74.2	1.6
21	Mining	54	1.8	3.0	53	1.9	2.8	52	2.0	2.6	60	2.1	2.9	52	2.1	2.5
22	Utilities	121	5.2	2.3	150	5.1	2.9	135	4.8	2.8	164	4.8	3.4	149	4.6	3.2
23	Construction	2,285	77.0	3.0	2,357	82.7	2.9	2,643	90.9	2.9	2,819	100.9	2.8	2,873	103.9	2.8
31-33	Manufacturing	3,519	194.9	1.8	3,552	199.8	1.8	3,776	203.9	1.9	3,831	207.3	1.8	3,650	204.3	1.8
42	Wholesale trade	960	74.6	1.3	981	75.6	1.3	944	77.8	1.2	962	79.9	1.2	1,037	80.5	1.3
44-45	Retail trade	2,821	184.4	1.5	2,830	187.8	1.5	2,689	193.6	1.4	2,784	197.3	1.4	2,858	201.0	1.4
48-49	Transportation and warehousing	1,867	47.5	3.9	2,059	48.5	4.2	1,755	49.1	3.6	1,861	50.1	3.7	1,801	50.5	3.6
51	Information	243	33.6	0.7	255	33.0	0.8	200	33.6	0.6	237	34.9	0.7	182	36.1	0.5
52	Finance and insurance	160	60.1	0.3	168	59.5	0.3	137	61.3	0.2	174	63.1	0.3	118	63.4	0.2
53	Real estate, rental, leasing	283	37.0	0.8	281	38.0	0.7	269	40.8	0.7	287	43.0	0.7	288	43.3	0.7
54	Professional and technical services	244	61.1	0.4	228	62.8	0.4	225	65.4	0.3	240	68.6	0.3	266	71.0	0.4
55	Management of companies	16	26.4	0.1	11	25.7	0.0	30	26.6	0.1	33	28.5	0.1	29	29.6	0.1
56	Administrative and waste services	1,318	83.3	1.6	1,395	87.8	1.6	1,513	93.6	1.6	1,712	97.3	1.8	1,731	96.9	1.8
61	Educational services	86	25.3	0.3	94	26.0	0.4	97	27.2	0.4	91	28.2	0.3	98	29.0	0.3
62	Health care and social assistance	2,095	163.6	1.3	2,117	166.8	1.3	2,083	171.5	1.2	2,245	176.8	1.3	2,302	182.6	1.3
71	Arts, entertainment, recreation	201	20.0	1.0	204	20.5	1.0	181	20.7	0.9	194	22.0	0.9	214	23.1	0.9
72	Accommodation and food services	1,302	131.6	1.0	1,317	134.6	1.0	1,248	138.4	0.9	1,277	143.0	0.9	1,487	149.2	1.0
81	Other services	619	56.7	1.1	552	57.3	1.0	505	57.3	0.9	550	58.9	0.9	600	59.9	1.0
OWN 20	State government	529	60.9	0.9	600	79.3	0.8	601	79.6	0.8	669	79.2	0.8	639	78.7	0.8
OWN 30	Local government	1,772	170.3	1.0	1,784	171.1	1.0	1,807	172.7	1.0	1,936	175.1	1.1	1,886	179.8	1.0
	Unknown/Nonclassifiable	4	-	-	7	-	-	2	-	-	12	-	-	4	-	-

\*Employment counts are in thousands.

Accepted disabling claims are claims, accepted by insurers, arising from occupational injuries or diseases that entitle workers to compensation for disability or death.

Industry is classified according to the North American Industrial Classification System (NAICS), 2002 edition.

Claims from employees of client leasing firms are reported in the industry in which the claimant was working at the time of injury.

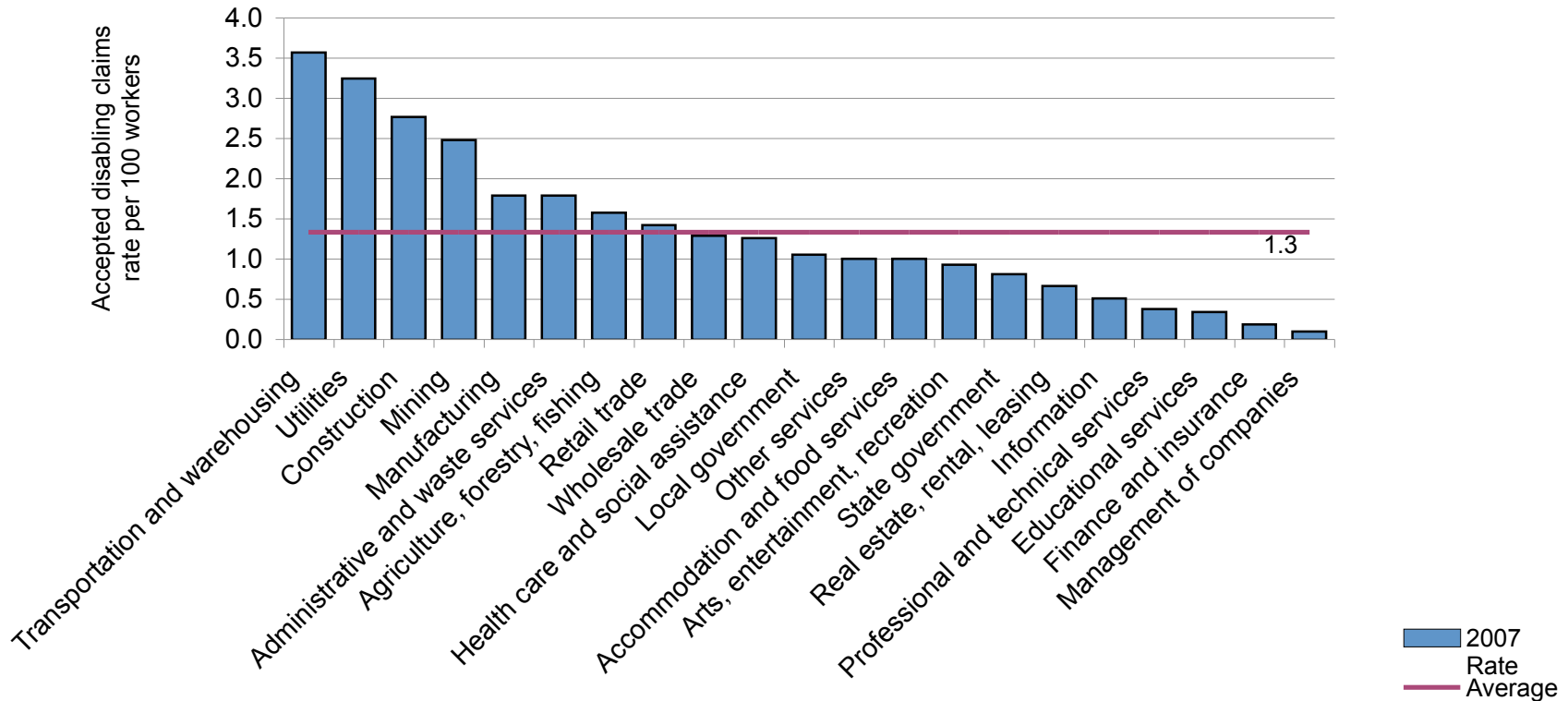
Employment figures are based on the Department of Consumer and Business Services' estimation of Oregon employment covered by workers' compensation.

Claims rates represent the number of accepted disabling claims per 100 workers.

Source data are continually updated to be as accurate as possible, so report results may vary over time.

Source: Information Management Division, Oregon Department of Consumer and Business Services, March 2009

### Accepted disabling claims rate per 100 workers by major industry (NAICS), Oregon, 2007



Accepted disabling claims are claims, accepted by insurers, arising from occupational injuries or diseases that entitle workers to compensation for disability or death.

Industry is classified according to the North American Industrial Classification System (NAICS), 2002 edition. Claims from employees of client leasing firms are reported in the industry in which the claimant was working at the time of injury.

Claims rates represent the number of accepted disabling claims per 100 workers.

Employment figures are based on the Department of Consumer and Business Services' estimation of Oregon employment covered by workers' compensation.

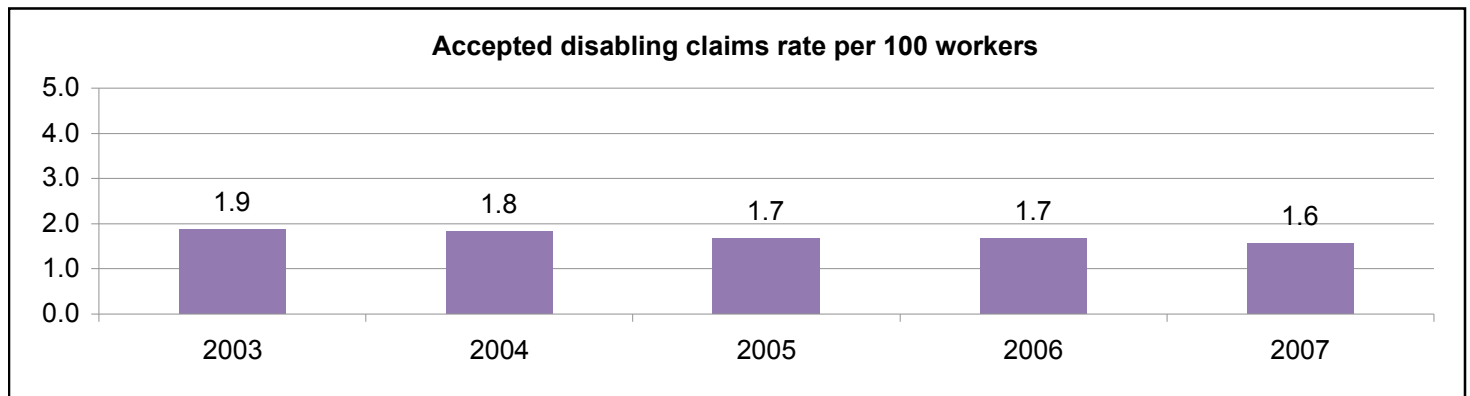
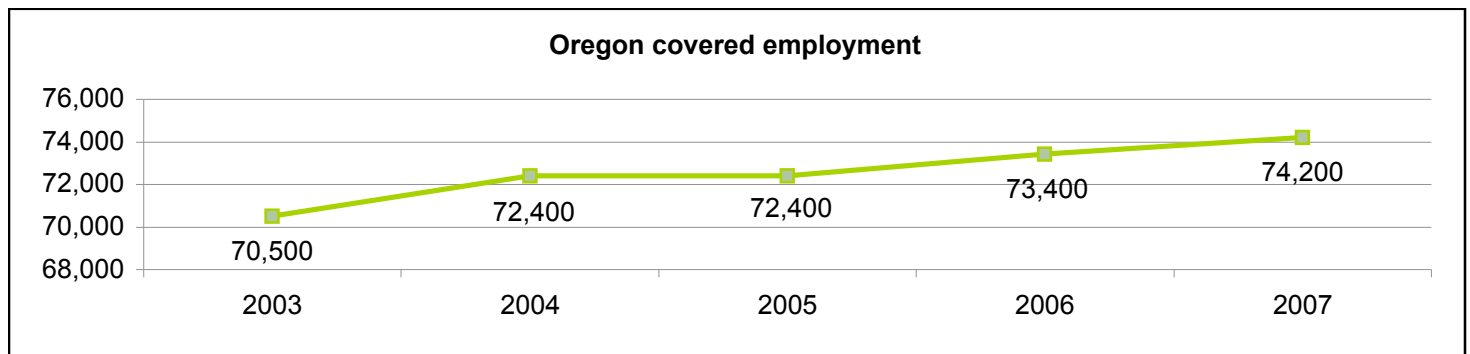
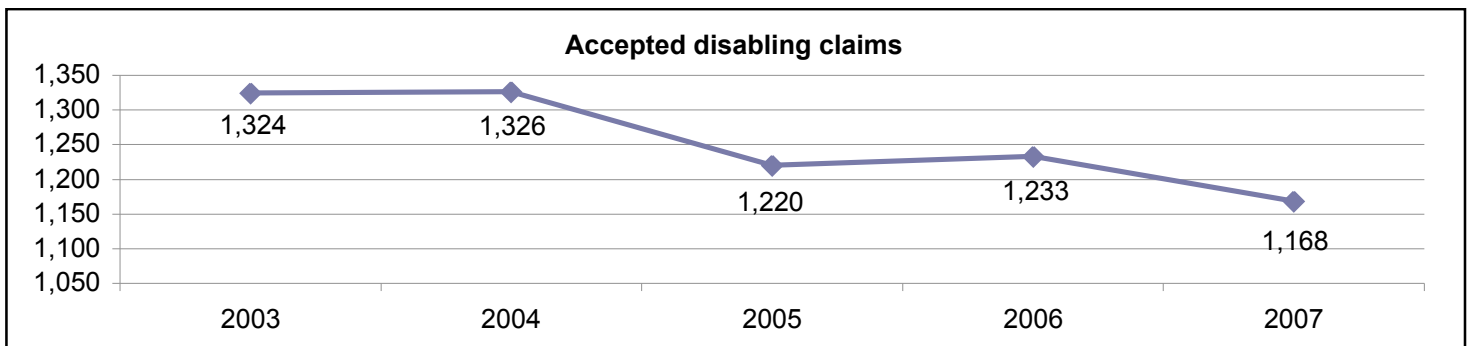
Source data are continually updated to be as accurate as possible, so report results may vary over time.

Source: Information Management Division, Oregon Department of Consumer and Business Services, March 2009

## Accepted disabling claims and workers' compensation covered employment in agriculture, forestry, hunting, and fishing (NAICS 11), Oregon 2003-2007

The Agriculture, Forestry, Hunting, and Fishing sector comprises establishments primarily engaged in growing crops, raising animals, harvesting timber, and harvesting fish and other animals from a farm, ranch, or their natural habitats. The establishments in this sector are often described as farms, ranches, dairies, greenhouses, nurseries, orchards, or hatcheries. Logging and forestry are also included in this sector.

Excluded from the Agriculture, Forestry, Hunting, and Fishing sector are establishments primarily engaged in agricultural research and establishments primarily engaged in administering programs for regulating and conserving land, mineral, wildlife, and forest use.



Year	2003	2004	2005	2006	2007
<b>Claims</b>	1,324	1,326	1,220	1,233	1,168
<b>Employment</b>	70,500	72,400	72,400	73,400	74,200
<b>Rate</b>	1.9	1.8	1.7	1.7	1.6

Footnotes:

Accepted disabling claims are claims, accepted by insurers, arising from occupational injuries or diseases that entitle workers to compensation for disability or death.

Industry is classified according to the North American Industrial Classification System (NAICS), 2002 edition. Claims from employees of client leasing firms are reported in the industry in which the claimant was working at the time of injury.

This industry only includes claims and employees in the private sector. Establishments owned by state and local governments are categorized according to their respective ownership.

Employment figures are based on the Department of Consumer and Business Services' estimation of Oregon employment covered by workers' compensation.

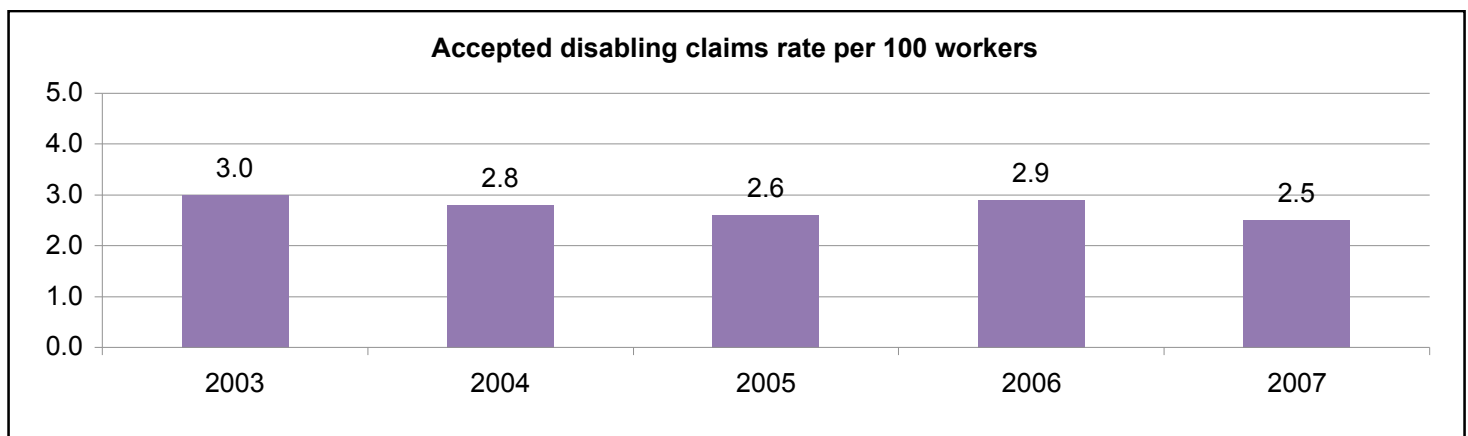
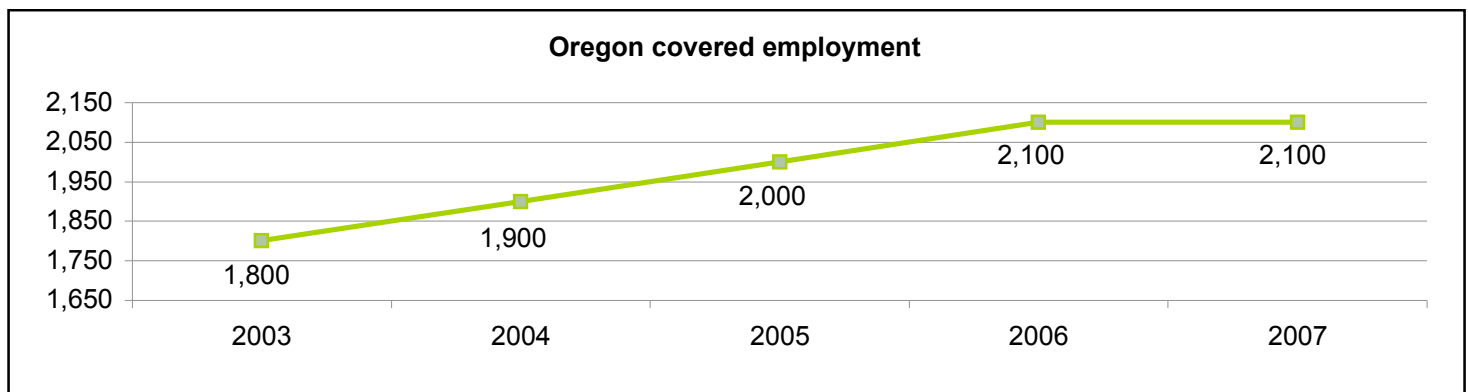
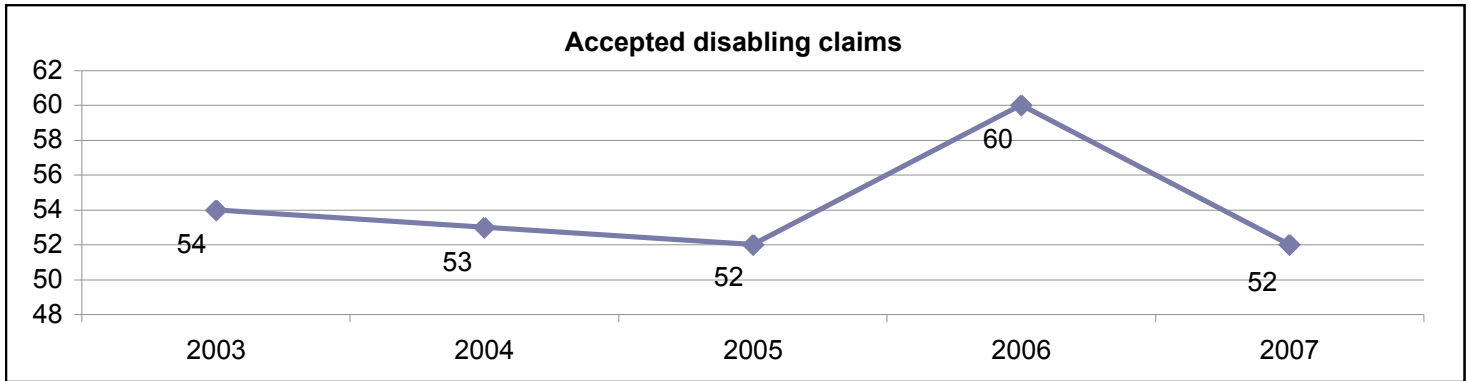
Claims rates represent the number of accepted disabling claims per 100 workers.

Source data are continually updated to be as accurate as possible, so report results may vary over time.

Source: Information Management Division, Oregon Department of Consumer and Business Services, March 2009

## Accepted disabling claims and workers' compensation covered employment in mining (NAICS 21), Oregon 2003-2007

The Mining sector comprises establishments that extract naturally occurring mineral solids, such as coal and ores; liquid minerals, such as crude petroleum; and gases, such as natural gas. The term mining is used in the broad sense to include quarrying, well operations, beneficiating (e.g., crushing, screening, washing, and flotation), and other preparation customarily performed at the mine site, or as a part of mining activity.



Year	2003	2004	2005	2006	2007
<b>Claims</b>	54	53	52	60	52
<b>Employment</b>	1,800	1,900	2,000	2,100	2,100
<b>Rate</b>	3.0	2.8	2.6	2.9	2.5

Footnotes:

Accepted disabling claims are claims, accepted by insurers, arising from occupational injuries or diseases that entitle workers to compensation for disability or death.

Industry is classified according to the North American Industrial Classification System (NAICS), 2002 edition. Claims from employees of client leasing firms are reported in the industry in which the claimant was working at the time of injury.

This industry only includes claims and employees in the private sector. Establishments owned by state and local governments are categorized according to their respective ownership.

Employment figures are based on the Department of Consumer and Business Services' estimation of Oregon employment covered by workers' compensation.

Claims rates represent the number of accepted disabling claims per 100 workers.

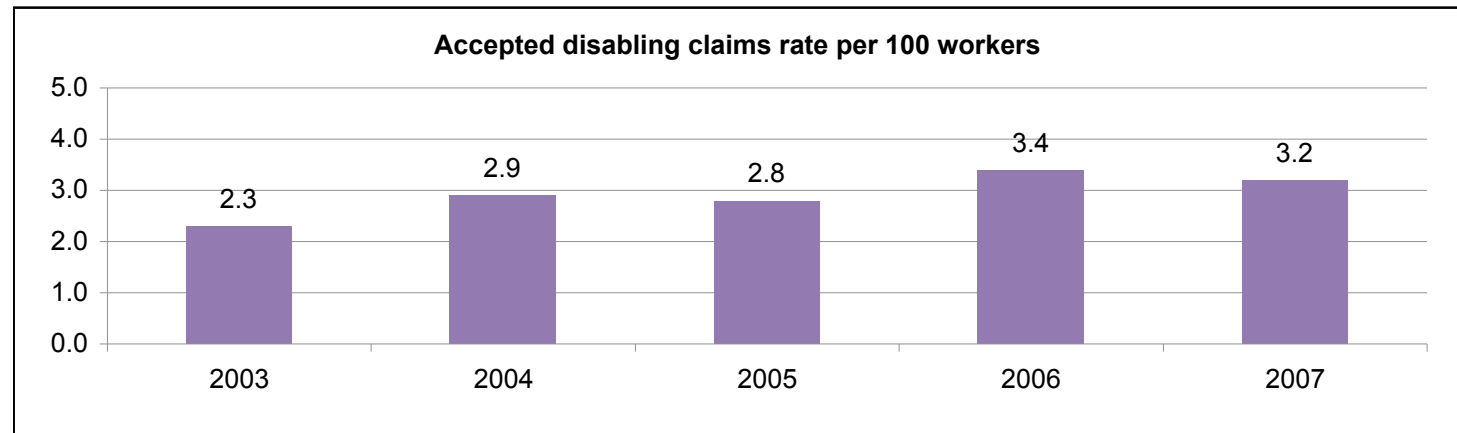
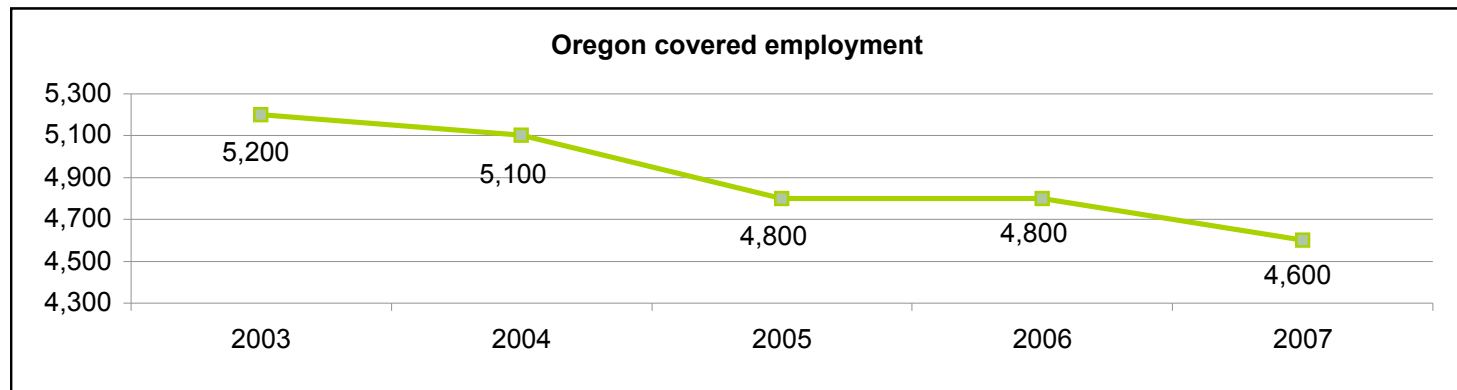
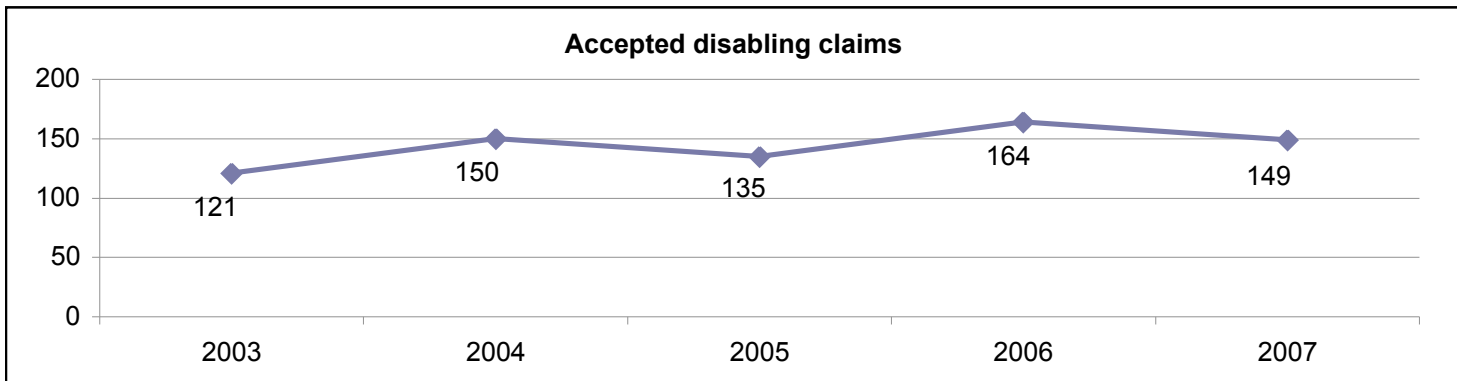
Source data are continually updated to be as accurate as possible, so report results may vary over time.

Source: Information Management Division, Oregon Department of Consumer and Business Services, March 2009

## Accepted disabling claims and workers' compensation covered employment in utilities (NAICS 22), Oregon 2003-2007

The Utilities sector comprises establishments engaged in providing electric power, natural gas, steam supply, water supply, and sewage removal. Within this sector, the specific activities associated with the utility services provided vary by utility: electric power includes generation, transmission, and distribution; natural gas includes distribution; steam supply includes provision and/or distribution; water supply includes treatment and distribution; and sewage removal includes collection, treatment, and disposal of waste through sewer systems and sewage treatment facilities.

Excluded from this sector are establishments primarily engaged in waste management services classified in Subsector 562, Waste Management and Remediation Services.



Year	2003	2004	2005	2006	2007
<b>Claims</b>	121	150	135	164	149
<b>Employment</b>	5,200	5,100	4,800	4,800	4,600
<b>Rate</b>	2.3	2.9	2.8	3.4	3.2

Footnotes:

Accepted disabling claims are claims, accepted by insurers, arising from occupational injuries or diseases that entitle workers to compensation for disability or death.

Industry is classified according to the North American Industrial Classification System (NAICS), 2002 edition. Claims from employees of client leasing firms are reported in the industry in which the claimant was working at the time of injury.

This industry only includes claims and employees in the private sector. Establishments owned by state and local governments are categorized according to their respective ownership.

Employment figures are based on the Department of Consumer and Business Services' estimation of Oregon employment covered by workers' compensation.

Claims rates represent the number of accepted disabling claims per 100 workers.

Source data are continually updated to be as accurate as possible, so report results may vary over time.

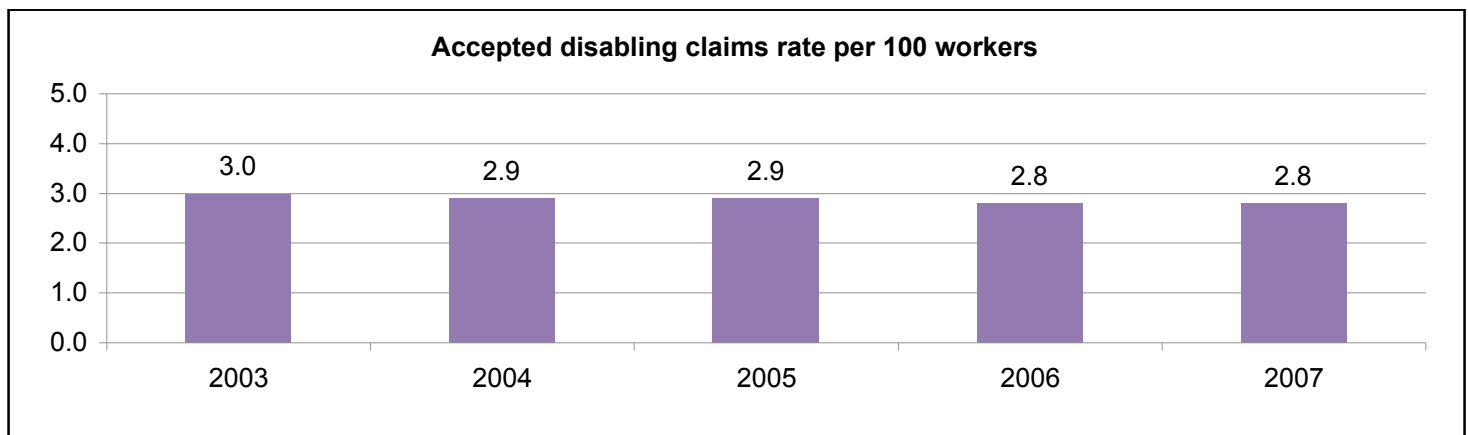
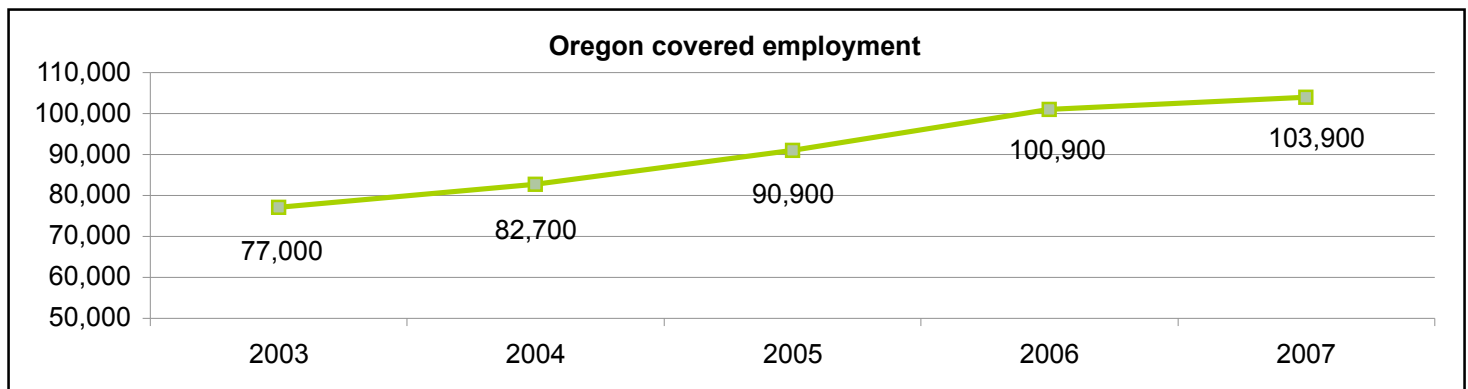
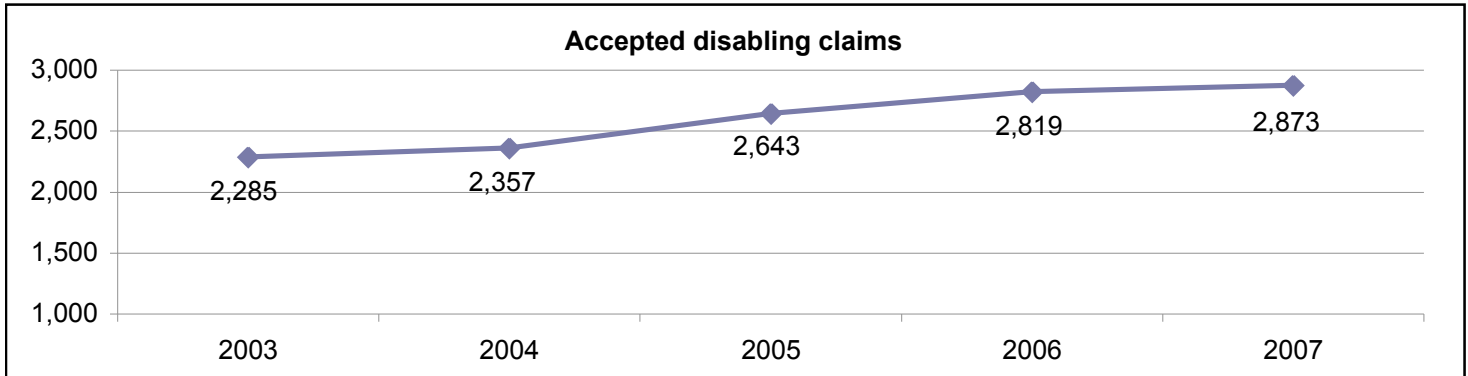
Source: Information Management Division, Oregon Department of Consumer and Business Services, March 2009



## Accepted disabling claims and workers' compensation covered employment in construction (NAICS 23), Oregon 2003-2007

The Construction sector comprises establishments primarily engaged in the construction of buildings or engineering projects (e.g., highways and utility systems). Establishments primarily engaged in the preparation of sites for new construction and establishments primarily engaged in subdividing land for sale as building sites also are included in this sector. Construction work done may include new work, additions, alterations, or maintenance and repairs.

The installation and the ongoing repair and maintenance of telecommunications and utility networks are excluded from Construction when the establishments performing the work are not independent contractors. Although a growing proportion of this work is subcontracted to independent contractors in the Construction sector, the operating units of telecommunications and utility companies performing this work are included with the telecommunications or utility activities.



Year	2003	2004	2005	2006	2007
<b>Claims</b>	2,285	2,357	2,643	2,819	2,873
<b>Employment</b>	77,000	82,700	90,900	100,900	103,900
<b>Rate</b>	3.0	2.9	2.9	2.8	2.8

Footnotes:

Accepted disabling claims are claims, accepted by insurers, arising from occupational injuries or diseases that entitle workers to compensation for disability or death.

Industry is classified according to the North American Industrial Classification System (NAICS), 2002 edition. Claims from employees of client leasing firms are reported in the industry in which the claimant was working at the time of injury.

This industry only includes claims and employees in the private sector. Establishments owned by state and local governments are categorized according to their respective ownership.

Employment figures are based on the Department of Consumer and Business Services' estimation of Oregon employment covered by workers' compensation.

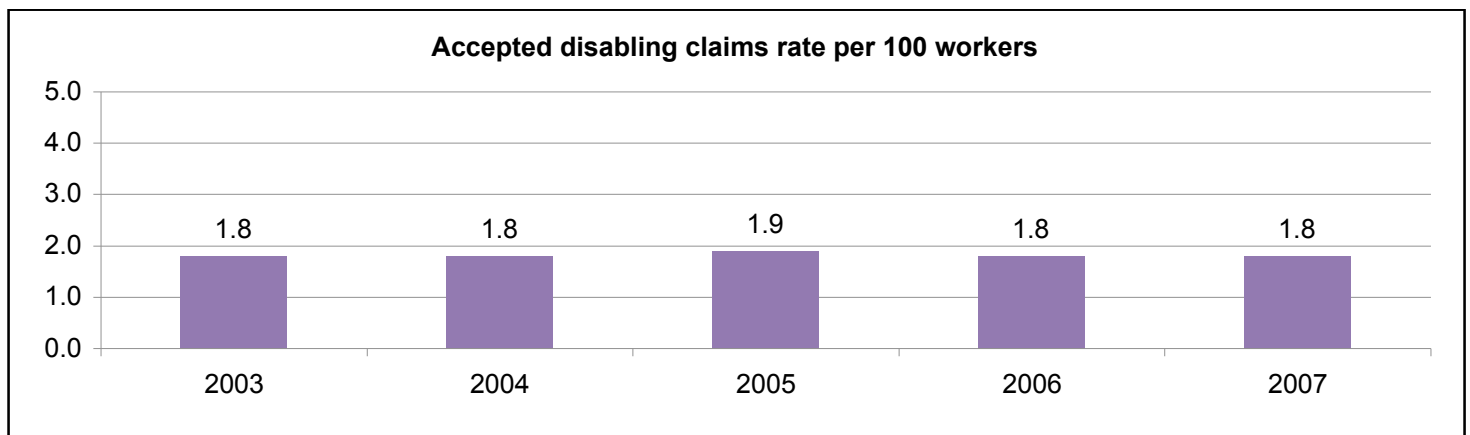
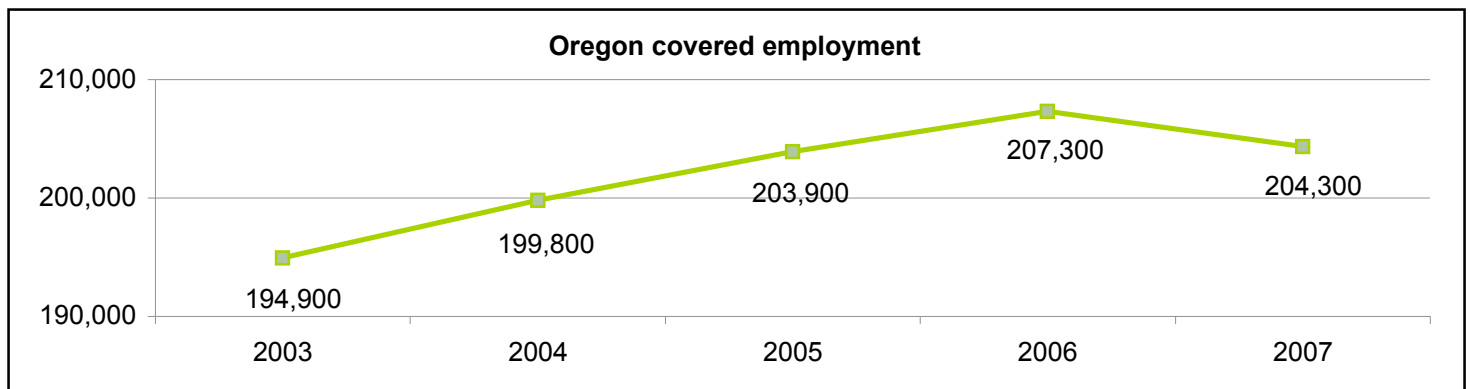
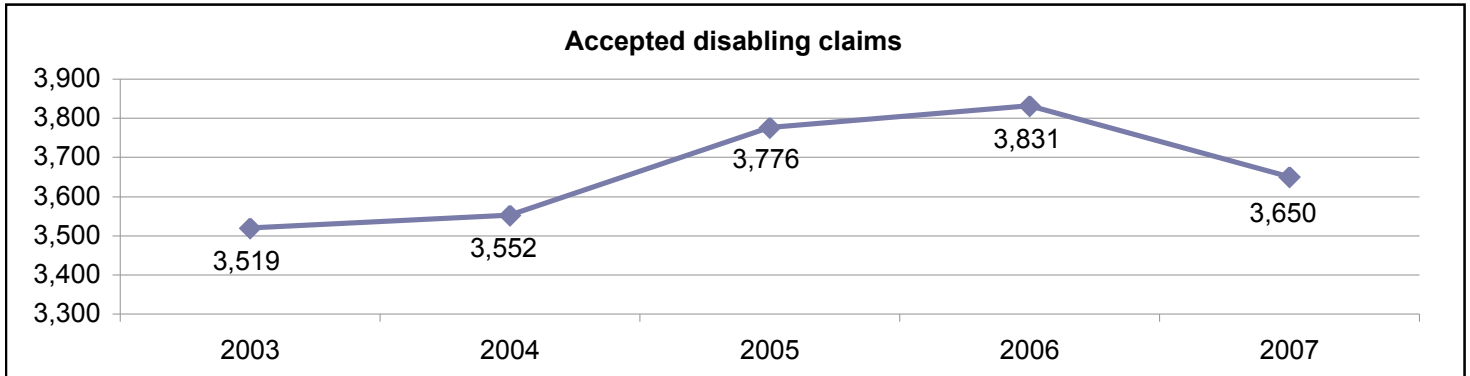
Claims rates represent the number of accepted disabling claims per 100 workers.

Source data are continually updated to be as accurate as possible, so report results may vary over time.

Source: Information Management Division, Oregon Department of Consumer and Business Services, March 2009

## Accepted disabling claims and workers' compensation covered employment in manufacturing (NAICS 31-33), Oregon 2003-2007

The Manufacturing sector comprises establishments engaged in the mechanical, physical, or chemical transformation of materials, substances, or components into new products. Establishments in the Manufacturing sector are often described as plants, factories, or mills and characteristically use power-driven machines and materials-handling equipment. However, establishments that transform materials or substances into new products by hand or in the worker's home and those engaged in selling to the general public products made on the same premises from which they are sold, such as bakeries, candy stores, and custom tailors, may also be included in this sector. Manufacturing establishments may process materials or may contract with other establishments to process their materials for them.



Year	2003	2004	2005	2006	2007
<b>Claims</b>	3,519	3,552	3,776	3,831	3,650
<b>Employment</b>	194,900	199,800	203,900	207,300	204,300
<b>Rate</b>	1.8	1.8	1.9	1.8	1.8

Footnotes:

Accepted disabling claims are claims, accepted by insurers, arising from occupational injuries or diseases that entitle workers to compensation for disability or death.

Industry is classified according to the North American Industrial Classification System (NAICS), 2002 edition. Claims from employees of client leasing firms are reported in the industry in which the claimant was working at the time of injury.

This industry only includes claims and employees in the private sector. Establishments owned by state and local governments are categorized according to their respective ownership.

Employment figures are based on the Department of Consumer and Business Services' estimation of Oregon employment covered by workers' compensation.

Claims rates represent the number of accepted disabling claims per 100 workers.

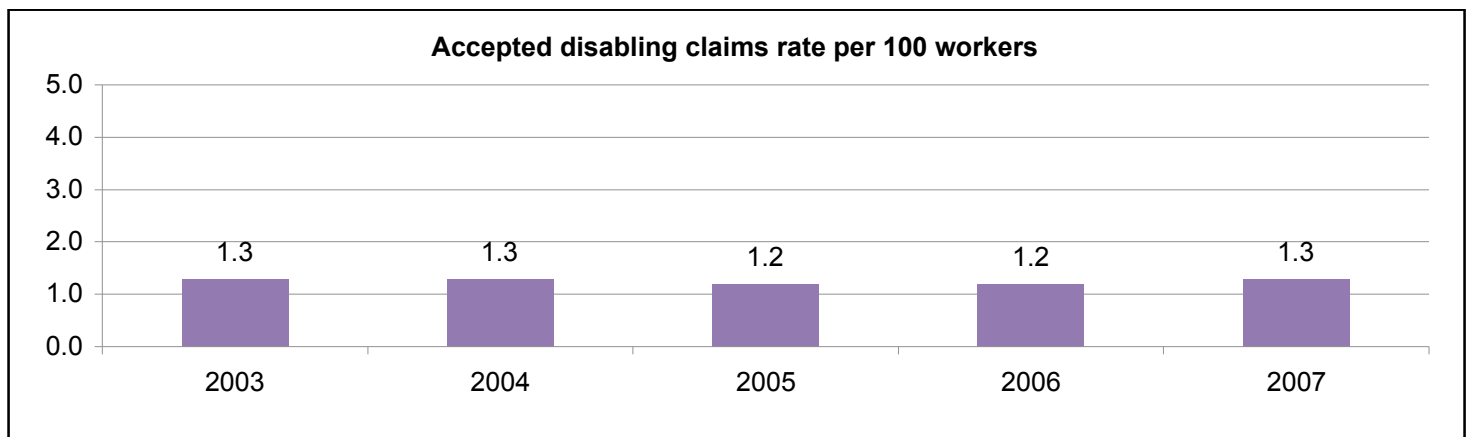
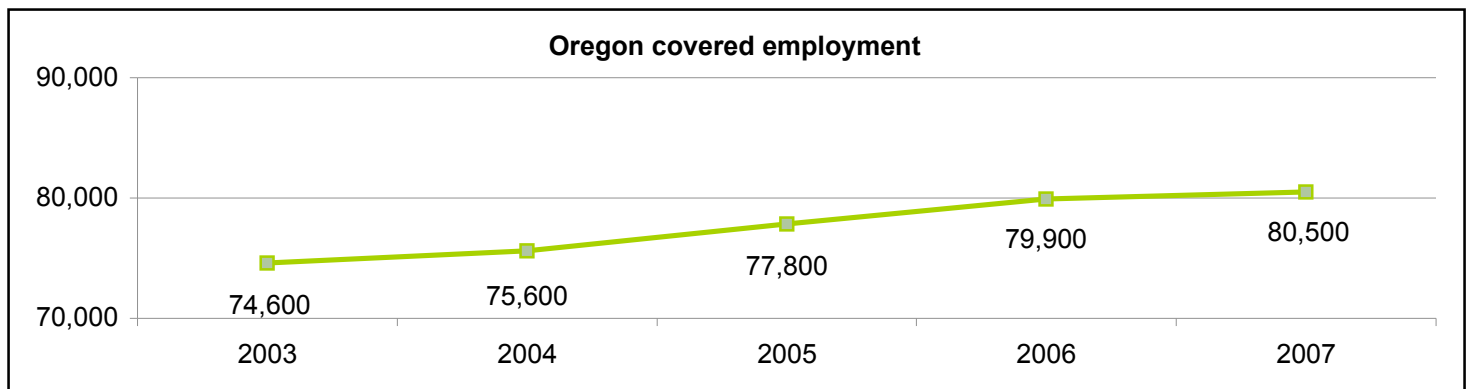
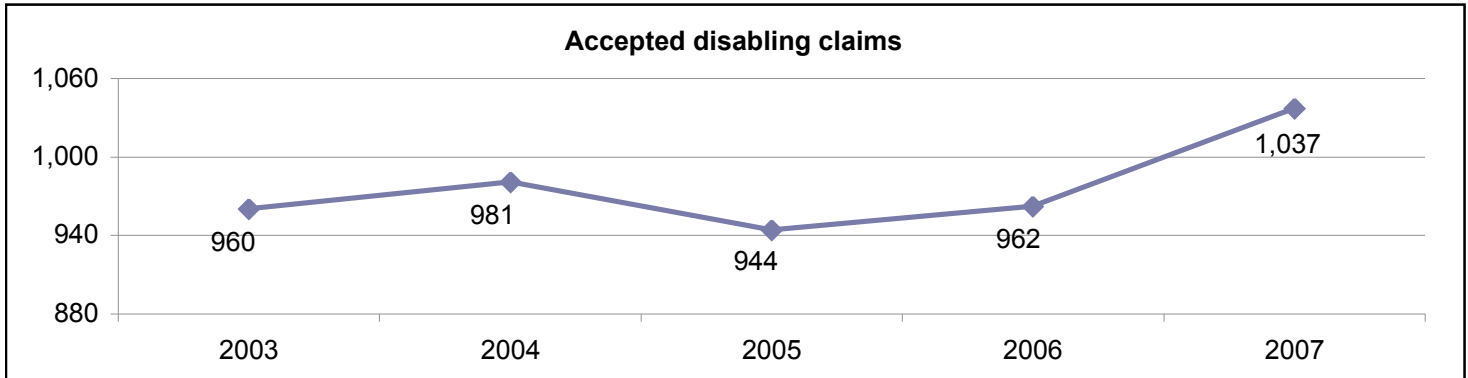
Source data are continually updated to be as accurate as possible, so report results may vary over time.

Source: Information Management Division, Oregon Department of Consumer and Business Services, March 2009

## Accepted disabling claims and workers' compensation covered employment in wholesale trade (NAICS 42), Oregon 2003-2007

The Wholesale Trade sector comprises establishments engaged in wholesaling merchandise. The wholesaling process is an intermediate step in the distribution of merchandise. Wholesalers are organized to sell or arrange the purchase or sale of (a) goods for resale (i.e., goods sold to other wholesalers or retailers), (b) capital or durable nonconsumer goods, and (c) raw and intermediate materials and supplies used in production.

Wholesalers sell merchandise to other businesses and normally operate from a warehouse or office. These warehouses and offices are characterized by having little or no display of merchandise. In addition, neither the design nor the location of the premises is intended to solicit walk-in traffic. In fact, transactions are often conducted between wholesalers and clients that have long-standing business relationships.



Year	2003	2004	2005	2006	2007
<b>Claims</b>	960	981	944	962	1,037
<b>Employment</b>	74,600	75,600	77,800	79,900	80,500
<b>Rate</b>	1.3	1.3	1.2	1.2	1.3

Footnotes:

Accepted disabling claims are claims, accepted by insurers, arising from occupational injuries or diseases that entitle workers to compensation for disability or death.

Industry is classified according to the North American Industrial Classification System (NAICS), 2002 edition. Claims from employees of client leasing firms are reported in the industry in which the claimant was working at the time of injury.

This industry only includes claims and employees in the private sector. Establishments owned by state and local governments are categorized according to their respective ownership.

Employment figures are based on the Department of Consumer and Business Services' estimation of Oregon employment covered by workers' compensation.

Claims rates represent the number of accepted disabling claims per 100 workers.

Source data are continually updated to be as accurate as possible, so report results may vary over time.

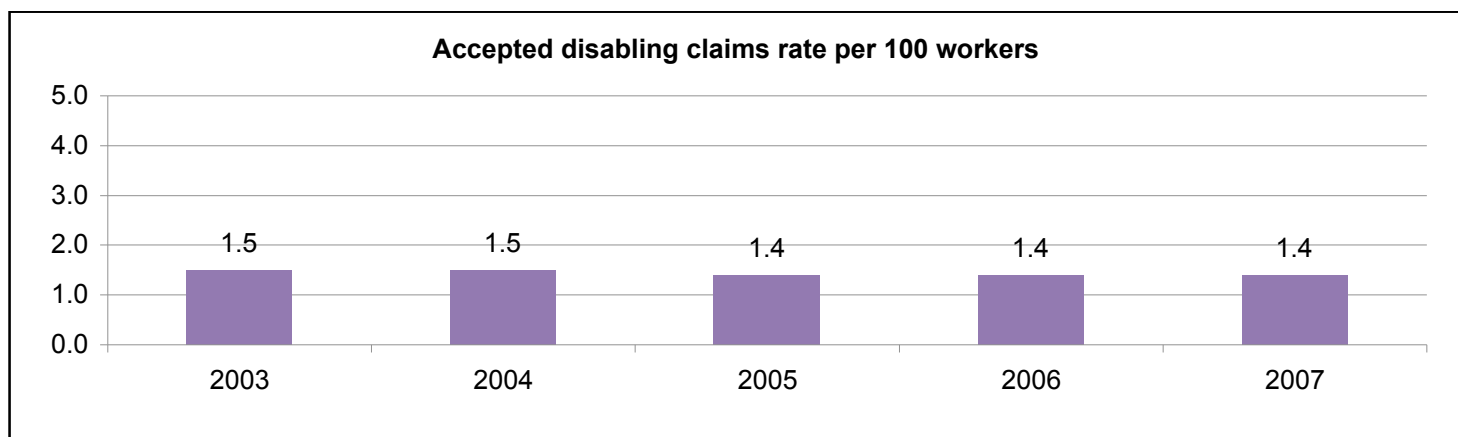
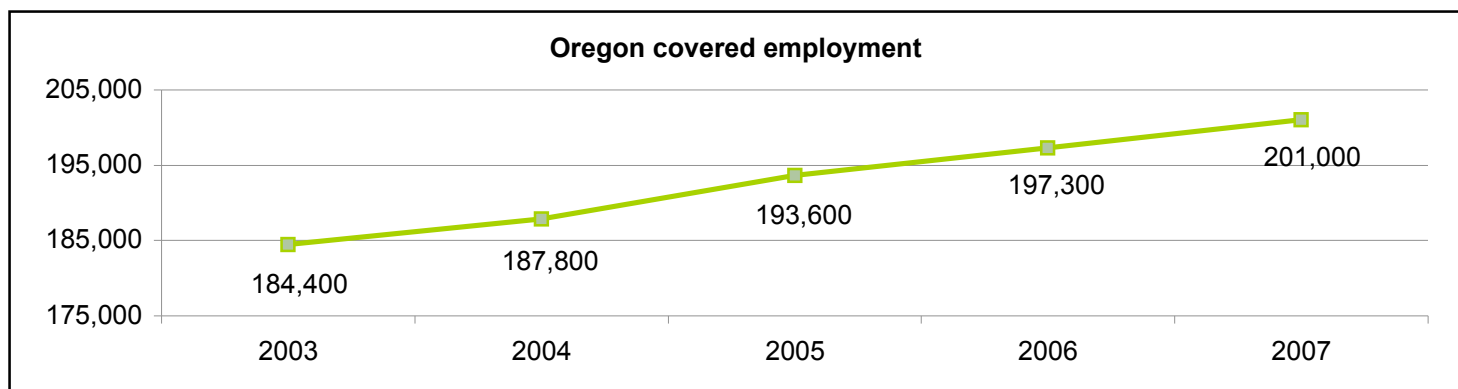
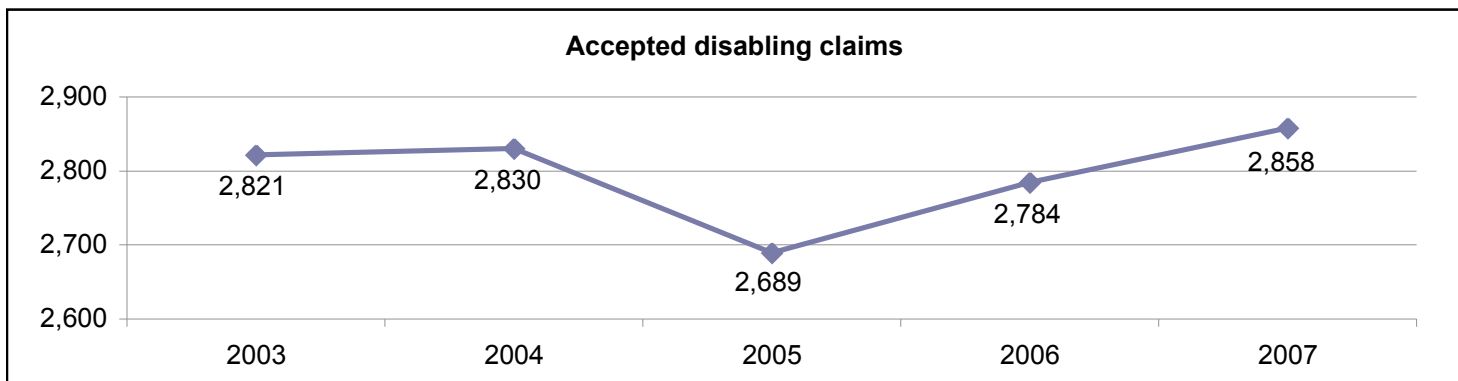
Source: Information Management Division, Oregon Department of Consumer and Business Services, March 2009

## Accepted disabling claims and workers' compensation covered employment in retail trade (NAICS 44-45), Oregon 2003-2007

The Retail Trade sector comprises establishments engaged in retailing merchandise. The retailing process is the final step in the distribution of merchandise and is organized to sell merchandise in small quantities to the general public. This sector comprises two main types of retailers: store and nonstore retailers.

Store retailers operate fixed point-of-sale locations, located and designed to attract a high volume of walk-in customers. They typically sell merchandise to the general public for personal or household consumption, but some also serve business and institutional clients.

Nonstore retailers reach customers and market merchandise through direct-response advertising, paper and electronic catalogs, door-to-door solicitation, in-home demonstration, vending machines, and the like.



Year	2003	2004	2005	2006	2007
<b>Claims</b>	2,821	2,830	2,689	2,784	2,858
<b>Employment</b>	184,400	187,800	193,600	197,300	201,000
<b>Rate</b>	1.5	1.5	1.4	1.4	1.4

Footnotes:

Accepted disabling claims are claims, accepted by insurers, arising from occupational injuries or diseases that entitle workers to compensation for disability or death.

Industry is classified according to the North American Industrial Classification System (NAICS), 2002 edition. Claims from employees of client leasing firms are reported in the industry in which the claimant was working at the time of injury.

This industry only includes claims and employees in the private sector. Establishments owned by state and local governments are categorized according to their respective ownership.

Employment figures are based on the Department of Consumer and Business Services' estimation of Oregon employment covered by workers' compensation.

Claims rates represent the number of accepted disabling claims per 100 workers.

Source data are continually updated to be as accurate as possible, so report results may vary over time.

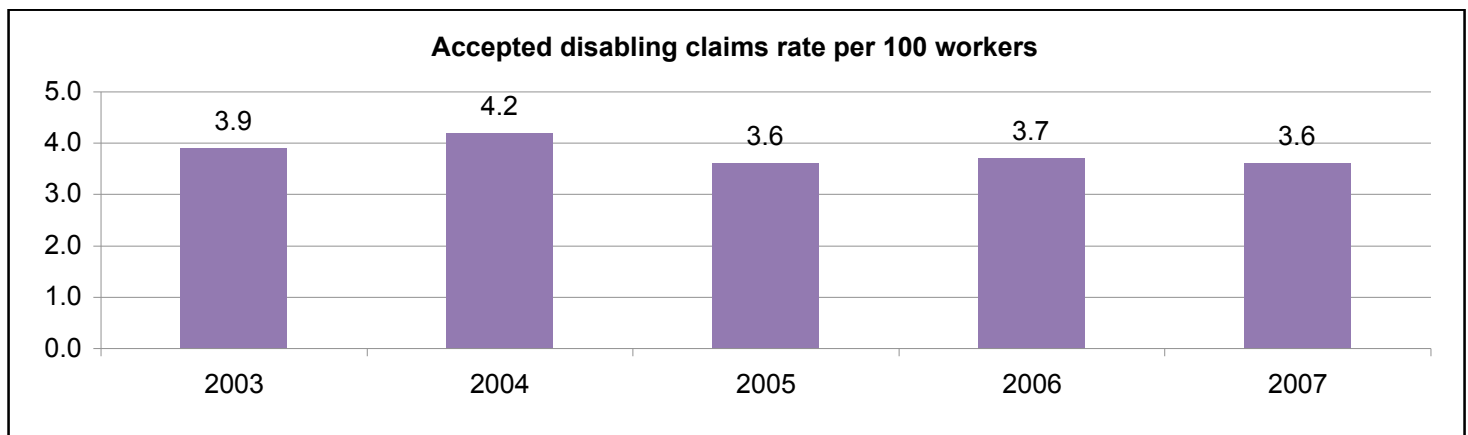
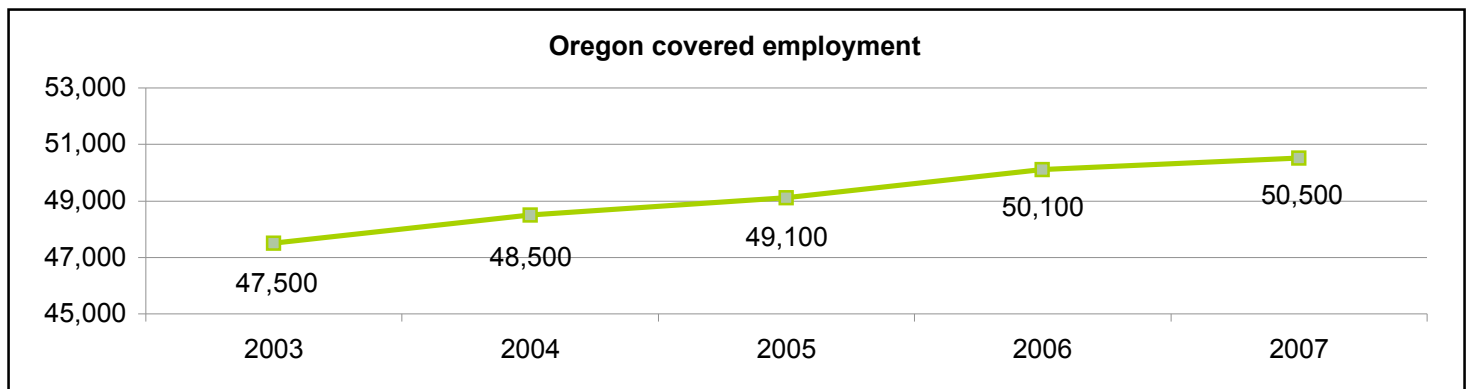
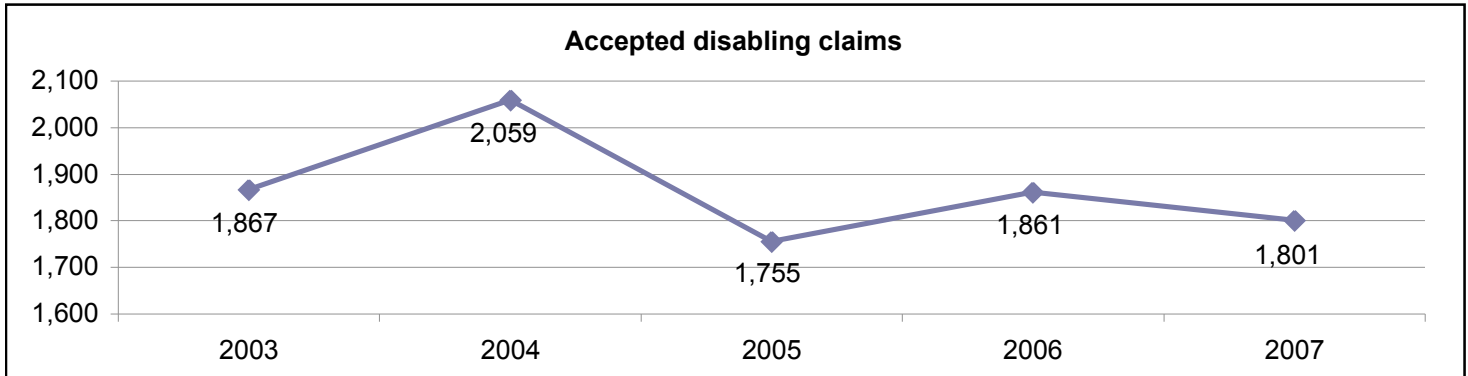
Source: Information Management Division, Oregon Department of Consumer and Business Services, March 2009



## Accepted disabling claims and workers' compensation covered employment in transportation and warehousing (NAICS 48-49), Oregon 2003-2007

The Transportation and Warehousing sector includes industries providing transportation of passengers and cargo, warehousing and storage for goods, scenic and sightseeing transportation, and support activities related to modes of transportation. The type of equipment depends on the mode of transportation, including air, rail, water, road, and pipeline. Warehousing establishments in this sector are distinguished from merchant wholesaling in that the warehouse establishments do not sell the goods.

Excluded from this sector are establishments primarily engaged in providing travel agent services that support transportation and other establishments, such as hotels, businesses, and government agencies. These establishments are classified in Sector 56, Administrative and Support and Waste Management and Remediation Services. Also, establishments primarily engaged in providing rental and leasing of transportation equipment without operator are classified in Subsector 532, Rental and Leasing Services.



Year	2003	2004	2005	2006	2007
<b>Claims</b>	1,867	2,059	1,755	1,861	1,801
<b>Employment</b>	47,500	48,500	49,100	50,100	50,500
<b>Rate</b>	3.9	4.2	3.6	3.7	3.6

Footnotes:

Accepted disabling claims are claims, accepted by insurers, arising from occupational injuries or diseases that entitle workers to compensation for disability or death.

Industry is classified according to the North American Industrial Classification System (NAICS), 2002 edition. Claims from employees of client leasing firms are reported in the industry in which the claimant was working at the time of injury.

This industry only includes claims and employees in the private sector. Establishments owned by state and local governments are categorized according to their respective ownership.

Employment figures are based on the Department of Consumer and Business Services' estimation of Oregon employment covered by workers' compensation.

Claims rates represent the number of accepted disabling claims per 100 workers.

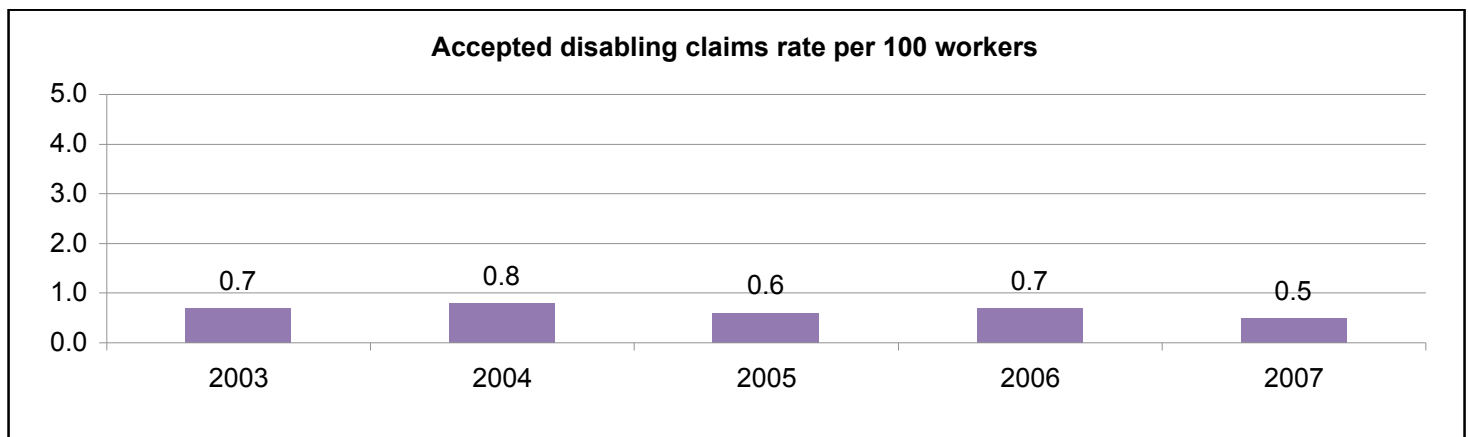
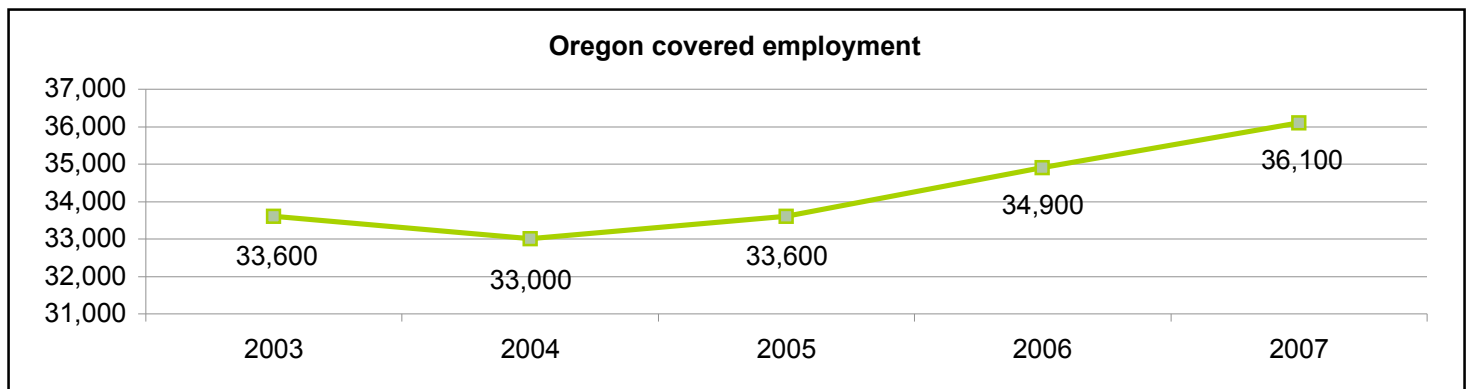
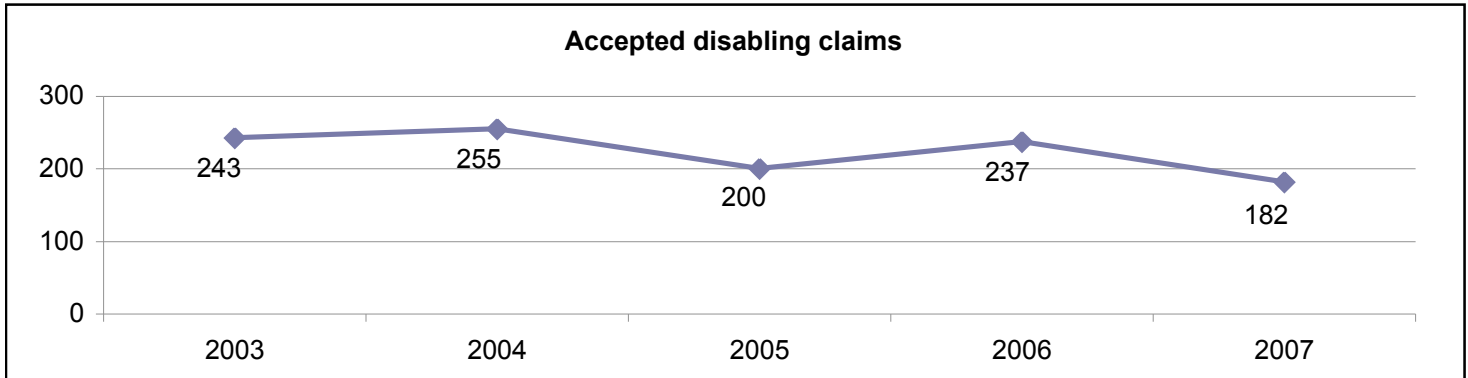
Source data are continually updated to be as accurate as possible, so report results may vary over time.

Source: Information Management Division, Oregon Department of Consumer and Business Services, March 2009

## Accepted disabling claims and workers' compensation covered employment in information (NAICS 51), Oregon 2003-2007

The Information sector comprises establishments engaged in producing and distributing information and cultural products, providing the means to transmit or distribute these products as well as data or communications, and processing data.

The main components of this sector are the publishing industries, including software publishing, and both traditional publishing and publishing exclusively on the Internet; the motion picture and sound recording industries; the broadcasting industries, including traditional broadcasting and those broadcasting exclusively over the Internet; the telecommunications industries; the industries known as Internet service providers and Web search portals, data processing industries, and the information services industries. Many of the industries in the Information sector are engaged in producing products protected by copyright law, or in distributing them (other than distribution by traditional wholesale and retail methods).



Year	2003	2004	2005	2006	2007
<b>Claims</b>	243	255	200	237	182
<b>Employment</b>	33,600	33,000	33,600	34,900	36,100
<b>Rate</b>	0.7	0.8	0.6	0.7	0.5

Footnotes:

Accepted disabling claims are claims, accepted by insurers, arising from occupational injuries or diseases that entitle workers to compensation for disability or death.

Industry is classified according to the North American Industrial Classification System (NAICS), 2002 edition. Claims from employees of client leasing firms are reported in the industry in which the claimant was working at the time of injury.

This industry only includes claims and employees in the private sector. Establishments owned by state and local governments are categorized according to their respective ownership.

Employment figures are based on the Department of Consumer and Business Services' estimation of Oregon employment covered by workers' compensation.

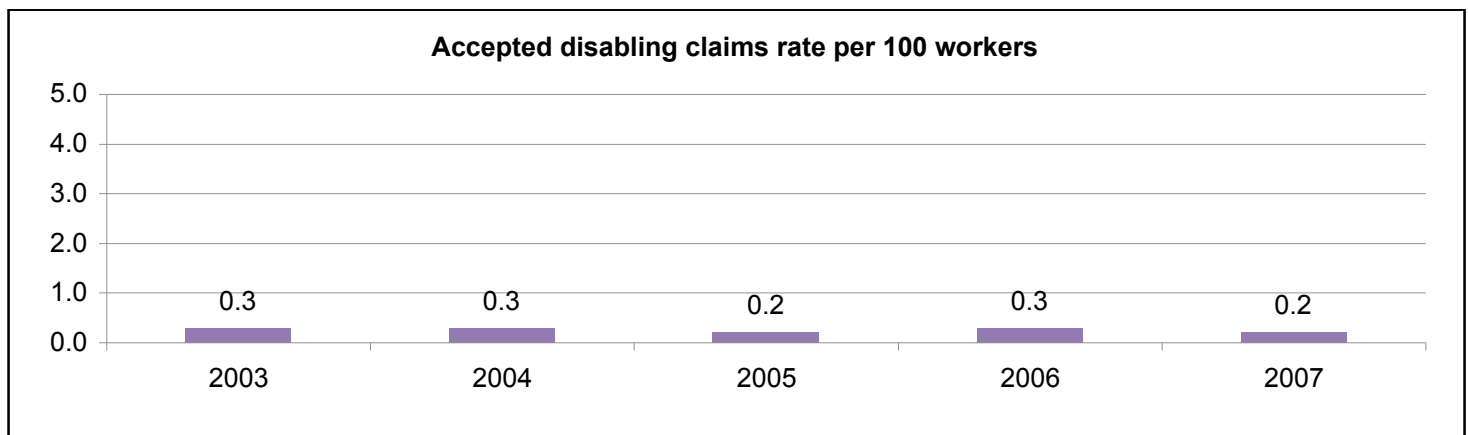
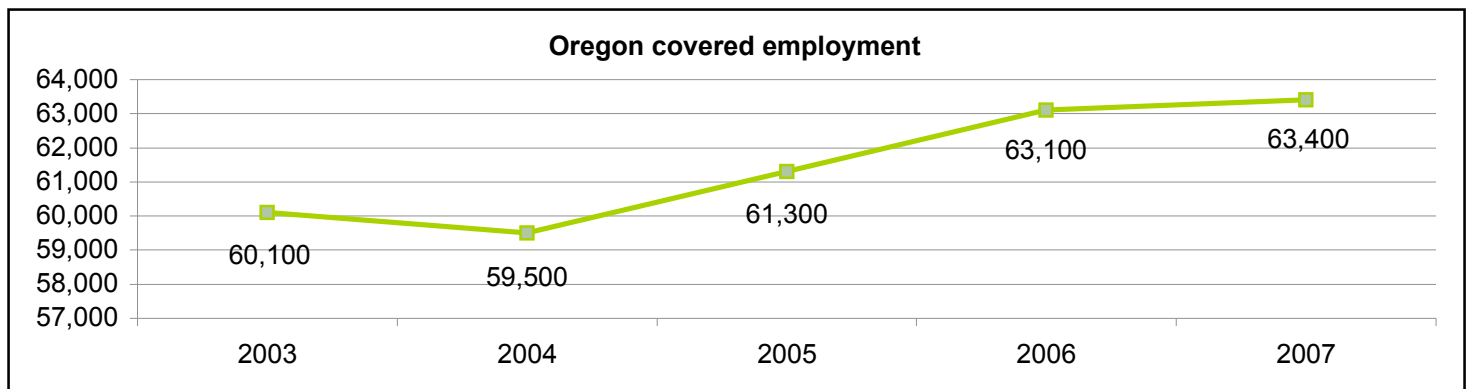
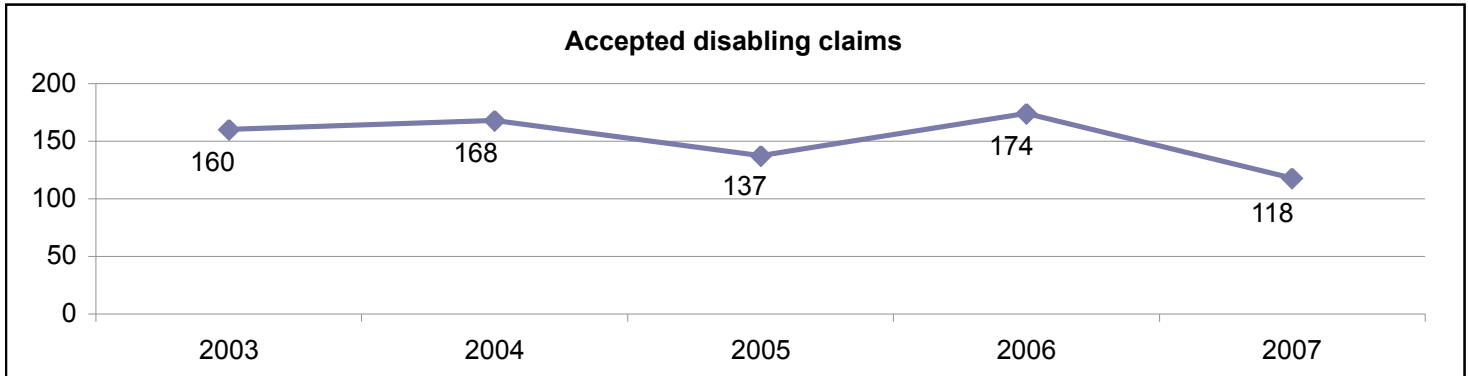
Claims rates represent the number of accepted disabling claims per 100 workers.

Source data are continually updated to be as accurate as possible, so report results may vary over time.

Source: Information Management Division, Oregon Department of Consumer and Business Services, March 2009

## Accepted disabling claims and workers' compensation covered employment in finance and insurance (NAICS 52), Oregon 2003-2007

The Finance and Insurance sector comprises establishments primarily engaged in financial transactions (transactions involving the creation, liquidation, or change in ownership of financial assets) and/or in facilitating financial transactions. This sector includes establishments engaged in: raising funds by taking deposits and/or issuing securities and, in the process, incurring liabilities; pooling of risk by underwriting insurance and annuities; and providing specialized services facilitating or supporting financial intermediation, insurance, and employee benefit programs. In addition, monetary authorities charged with monetary control are included in this sector.



Year	2003	2004	2005	2006	2007
<b>Claims</b>	160	168	137	174	118
<b>Employment</b>	60,100	59,500	61,300	63,100	63,400
<b>Rate</b>	0.3	0.3	0.2	0.3	0.2

Footnotes:

Accepted disabling claims are claims, accepted by insurers, arising from occupational injuries or diseases that entitle workers to compensation for disability or death.

Industry is classified according to the North American Industrial Classification System (NAICS), 2002 edition. Claims from employees of client leasing firms are reported in the industry in which the claimant was working at the time of injury.

This industry only includes claims and employees in the private sector. Establishments owned by state and local governments are categorized according to their respective ownership.

Employment figures are based on the Department of Consumer and Business Services' estimation of Oregon employment covered by workers' compensation.

Claims rates represent the number of accepted disabling claims per 100 workers.

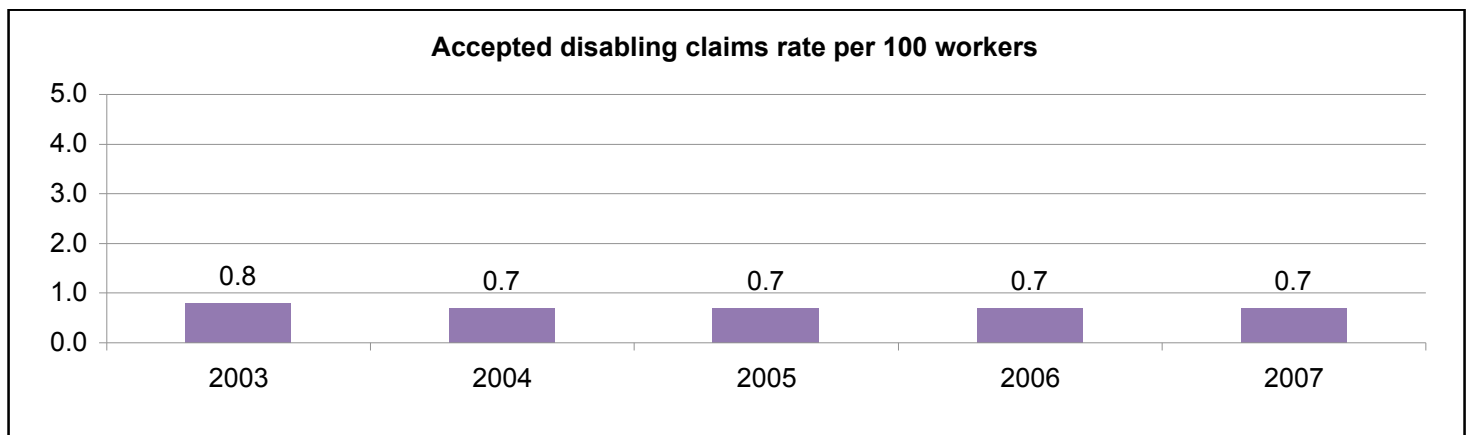
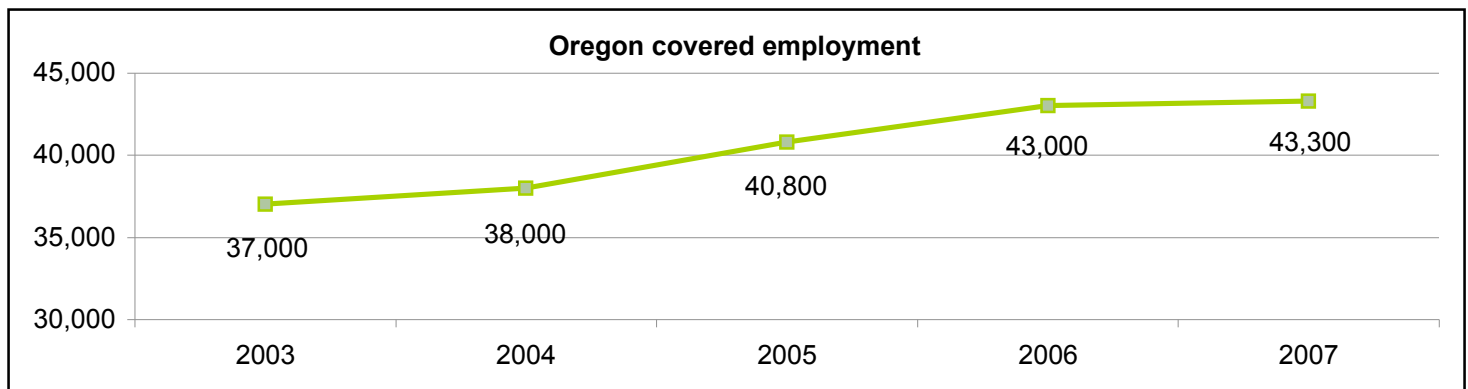
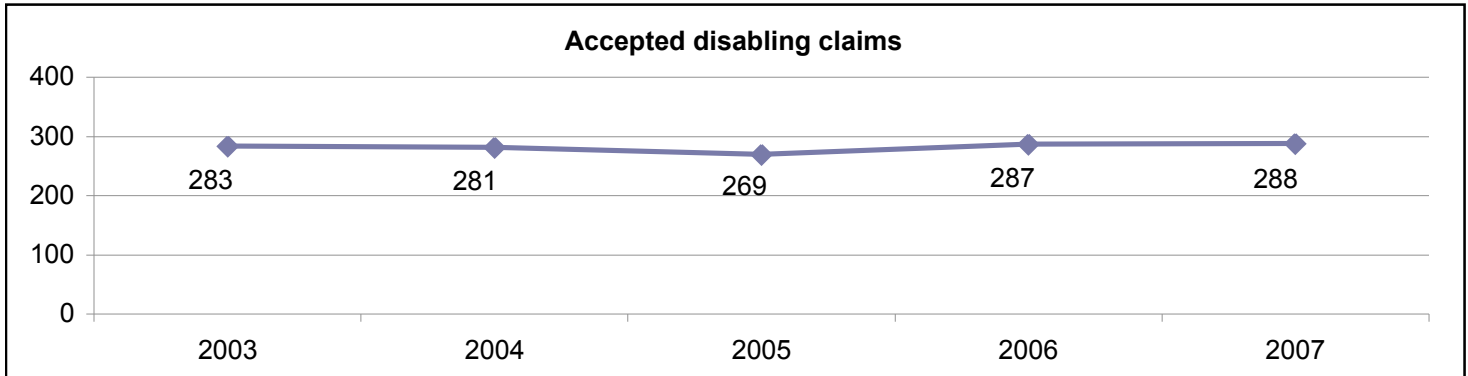
Source data are continually updated to be as accurate as possible, so report results may vary over time.

Source: Information Management Division, Oregon Department of Consumer and Business Services, March 2009

## Accepted disabling claims and workers' compensation covered employment in real estate and rental and leasing (NAICS 53), Oregon 2003-2007

The Real Estate and Rental and Leasing sector comprises establishments primarily engaged in renting, leasing, or otherwise allowing the use of tangible or intangible assets. This sector also includes establishments primarily engaged in managing real estate for others; selling, renting, and/or buying real estate for others; and appraising real estate.

Excluded from this sector are real estate investment trusts (REITS) and establishments primarily engaged in renting or leasing equipment with operators. REITS are classified in Subsector 525, Funds, Trusts, and Other Financial Vehicles. Establishments renting or leasing equipment with operators are classified in various subsectors of NAICS depending on the nature of the services provided (e.g., transportation, construction, agriculture).



Year	2003	2004	2005	2006	2007
<b>Claims</b>	283	281	269	287	288
<b>Employment</b>	37,000	38,000	40,800	43,000	43,300
<b>Rate</b>	0.8	0.7	0.7	0.7	0.7

Footnotes:

Accepted disabling claims are claims, accepted by insurers, arising from occupational injuries or diseases that entitle workers to compensation for disability or death.

Industry is classified according to the North American Industrial Classification System (NAICS), 2002 edition. Claims from employees of client leasing firms are reported in the industry in which the claimant was working at the time of injury.

This industry only includes claims and employees in the private sector. Establishments owned by state and local governments are categorized according to their respective ownership.

Employment figures are based on the Department of Consumer and Business Services' estimation of Oregon employment covered by workers' compensation.

Claims rates represent the number of accepted disabling claims per 100 workers.

Source data are continually updated to be as accurate as possible, so report results may vary over time.

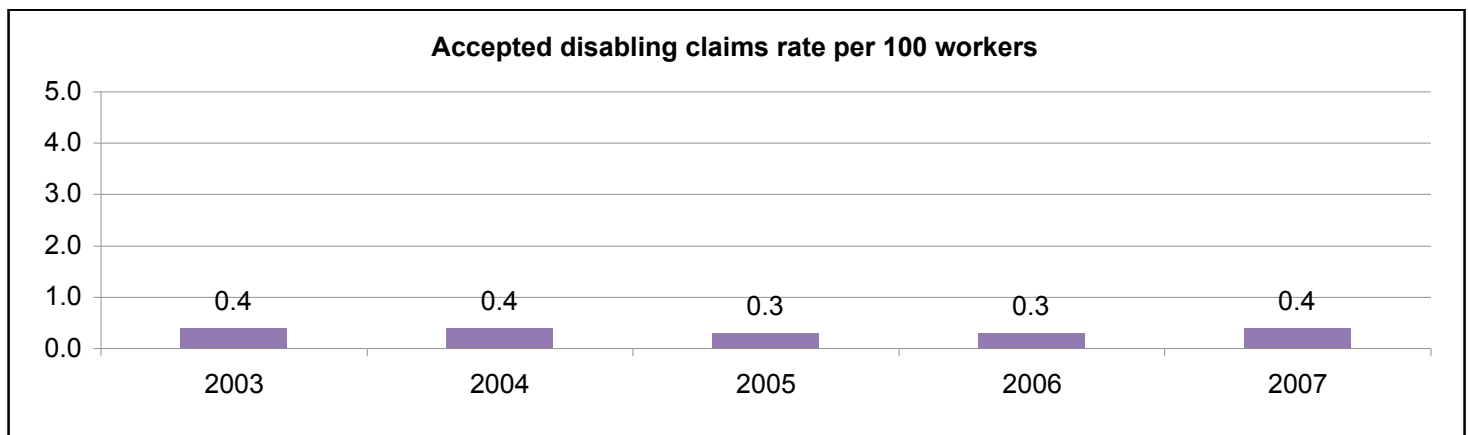
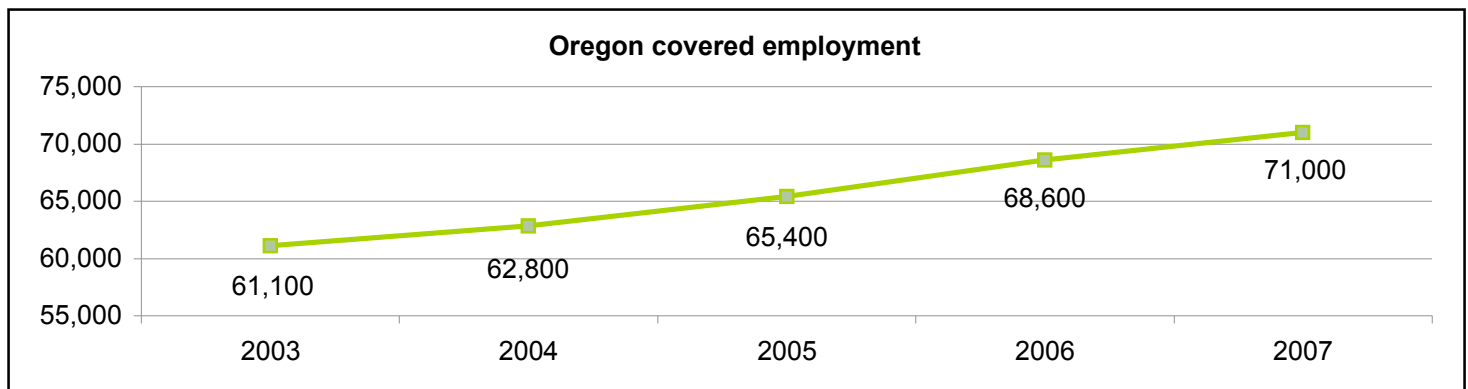
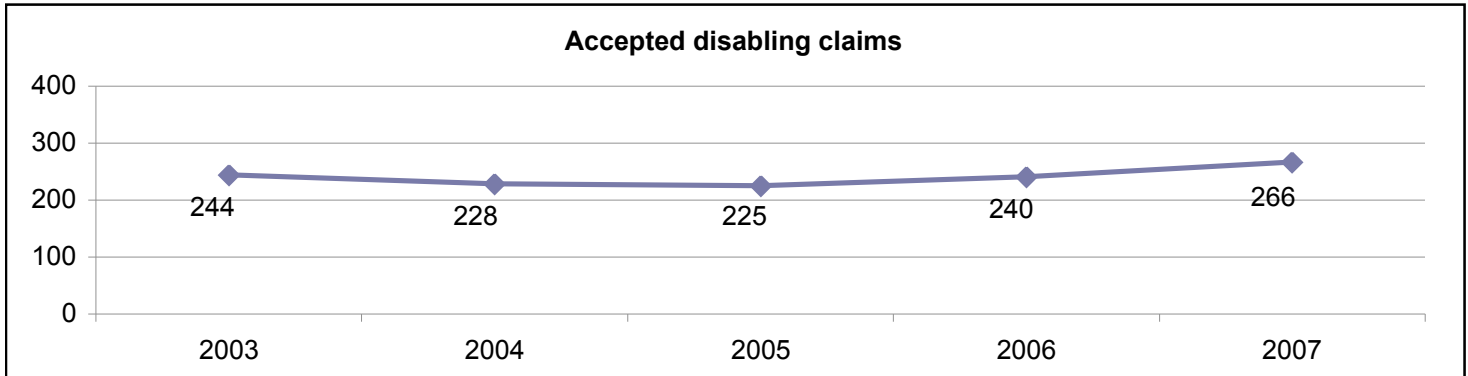
Source: Information Management Division, Oregon Department of Consumer and Business Services, March 2009



## Accepted disabling claims and workers' compensation covered employment in professional and technical services (NAICS 54), Oregon 2003-2007

The Professional, Scientific, and Technical Services sector comprises establishments that specialize in performing professional, scientific, and technical activities for others. These activities require a high degree of expertise and training, including legal advice and representation; accounting, bookkeeping, and payroll services; architectural, engineering, and specialized design services; computer services; consulting services; research services; advertising services; photographic services; translation and interpretation services; veterinary services; and other professional, scientific, and technical services.

This sector excludes establishments primarily engaged in providing a range of day-to-day office administrative services, such as financial planning, billing and recordkeeping, personnel, and physical distribution and logistics. These establishments are classified in Sector 56, Administrative and Support and Waste Management and Remediation Services.



Year	2003	2004	2005	2006	2007
<b>Claims</b>	244	228	225	240	266
<b>Employment</b>	61,100	62,800	65,400	68,600	71,000
<b>Rate</b>	0.4	0.4	0.3	0.3	0.4

Footnotes:

Accepted disabling claims are claims, accepted by insurers, arising from occupational injuries or diseases that entitle workers to compensation for disability or death.

Industry is classified according to the North American Industrial Classification System (NAICS), 2002 edition. Claims from employees of client leasing firms are reported in the industry in which the claimant was working at the time of injury.

This industry only includes claims and employees in the private sector. Establishments owned by state and local governments are categorized according to their respective ownership.

Employment figures are based on the Department of Consumer and Business Services' estimation of Oregon employment covered by workers' compensation.

Claims rates represent the number of accepted disabling claims per 100 workers.

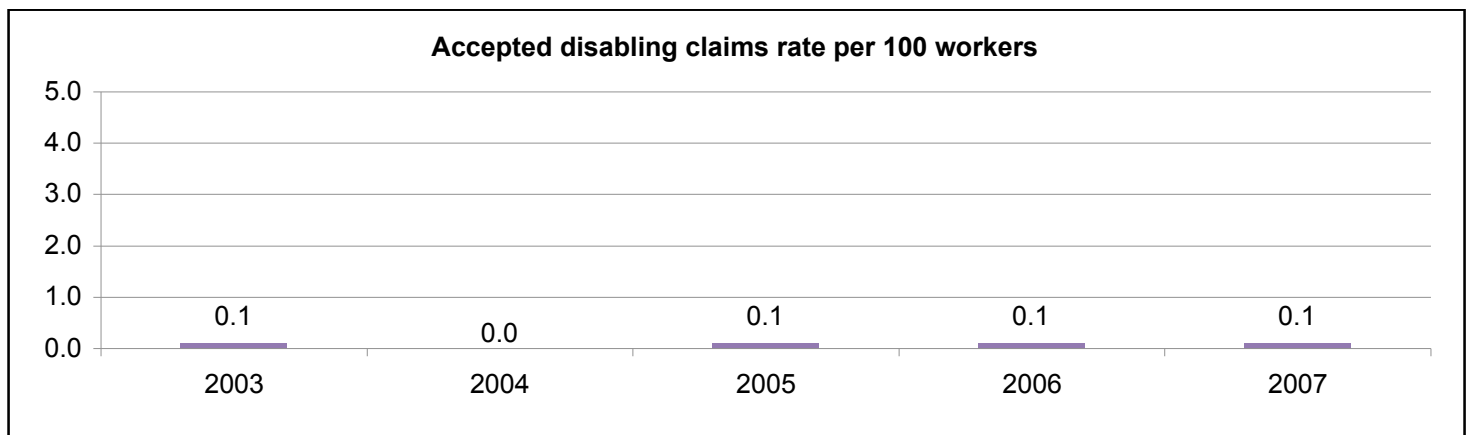
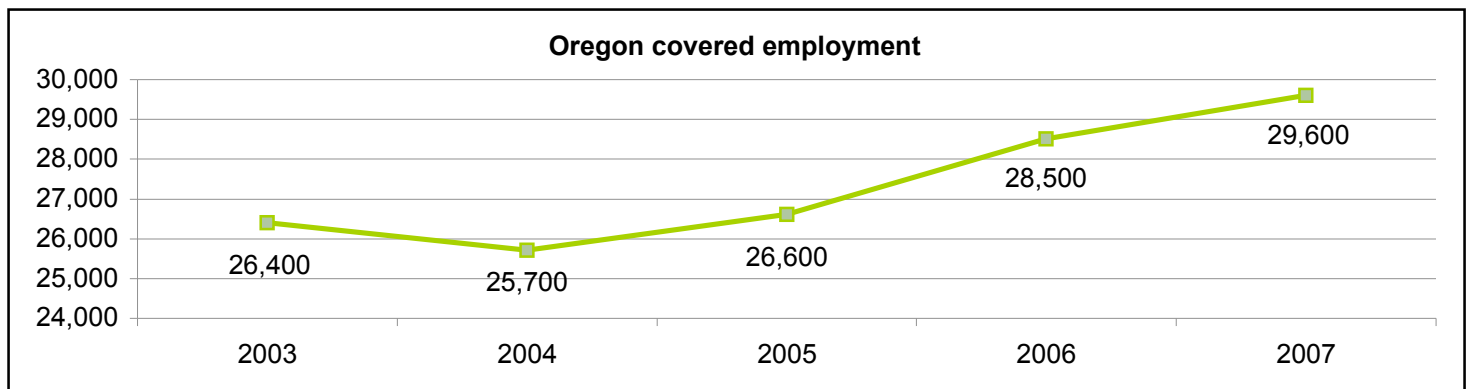
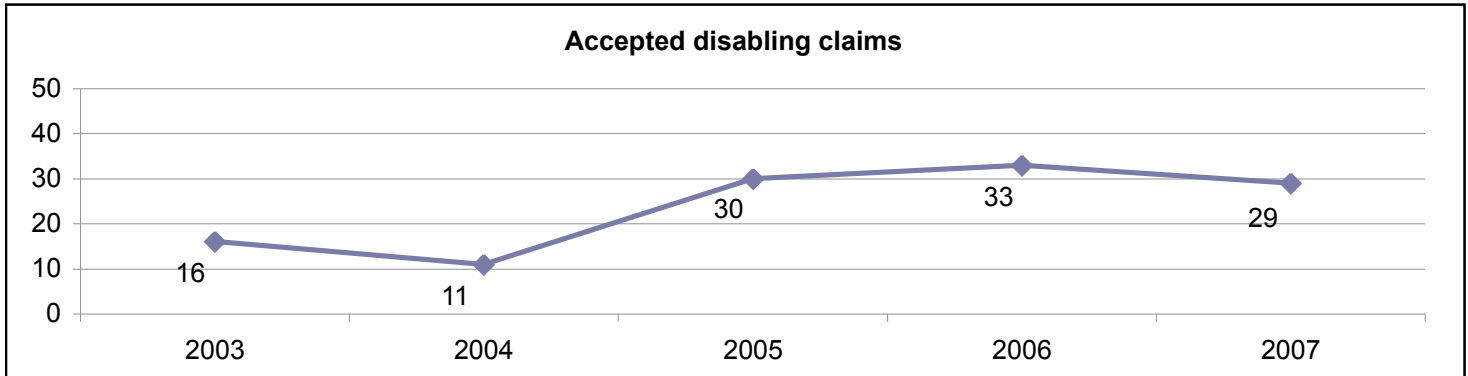
Source data are continually updated to be as accurate as possible, so report results may vary over time.

Source: Information Management Division, Oregon Department of Consumer and Business Services, March 2009

## Accepted disabling claims and workers' compensation covered employment in management of companies (NAICS 55), Oregon 2003-2007

The Management of Companies and Enterprises sector comprises establishments that hold the securities of (or other equity interests in) companies and enterprises for the purpose of owning a controlling interest or influencing management decisions or establishments (except government establishments) that administer, oversee, and manage establishments of the company or enterprise and that normally undertake the strategic or organizational planning and decision-making role of the company or enterprise.

Establishments primarily engaged in providing a range of day-to-day office administrative services, such as financial planning, billing and recordkeeping, personnel, and physical distribution and logistics are classified in Industry 56111, Office Administrative Services.



Year	2003	2004	2005	2006	2007
<b>Claims</b>	16	11	30	33	29
<b>Employment</b>	26,400	25,700	26,600	28,500	29,600
<b>Rate</b>	0.1	0.0	0.1	0.1	0.1

Footnotes:

Accepted disabling claims are claims, accepted by insurers, arising from occupational injuries or diseases that entitle workers to compensation for disability or death.

Industry is classified according to the North American Industrial Classification System (NAICS), 2002 edition. Claims from employees of client leasing firms are reported in the industry in which the claimant was working at the time of injury.

This industry only includes claims and employees in the private sector. Establishments owned by state and local governments are categorized according to their respective ownership.

Employment figures are based on the Department of Consumer and Business Services' estimation of Oregon employment covered by workers' compensation.

Claims rates represent the number of accepted disabling claims per 100 workers.

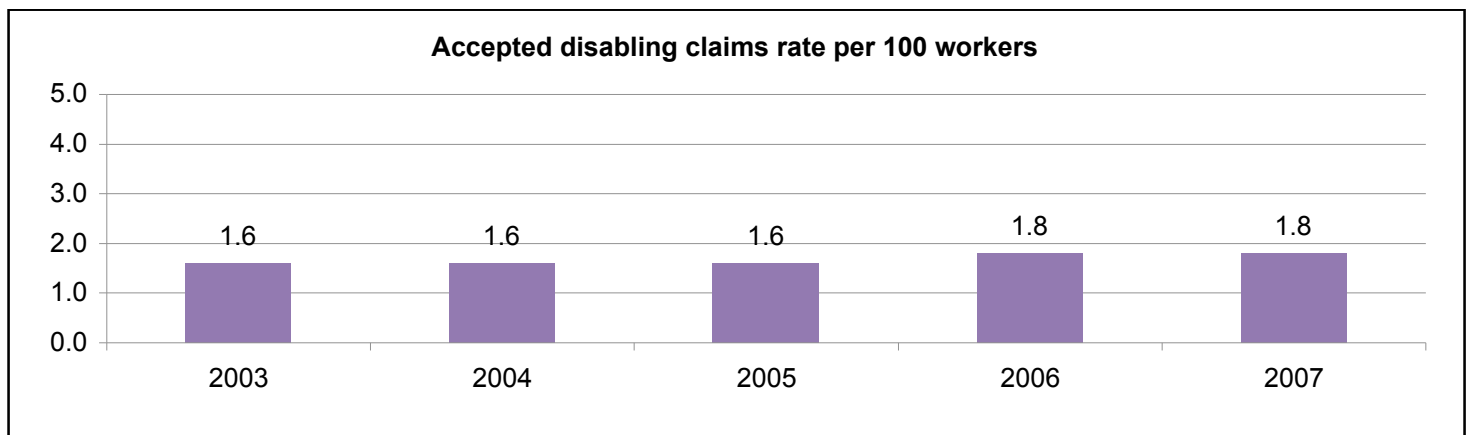
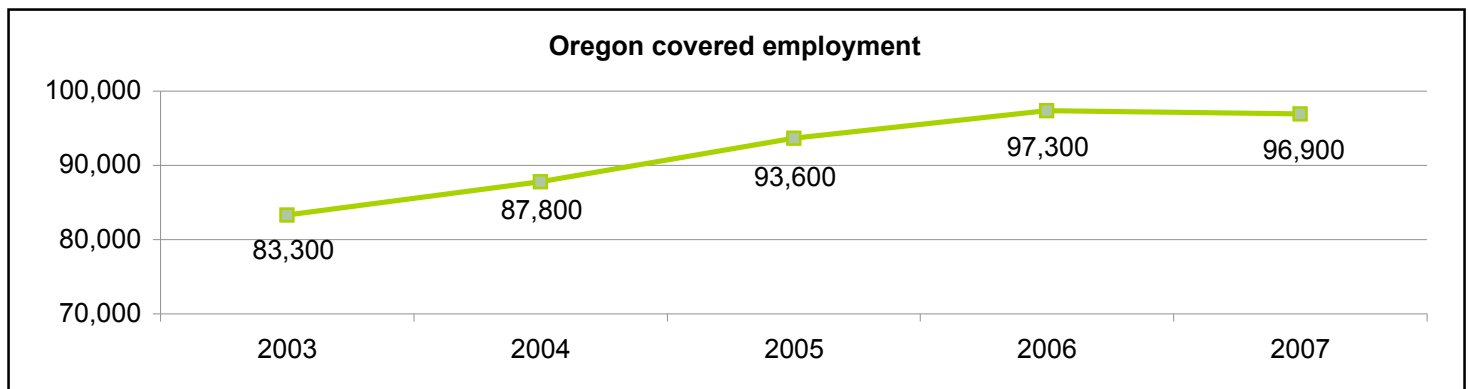
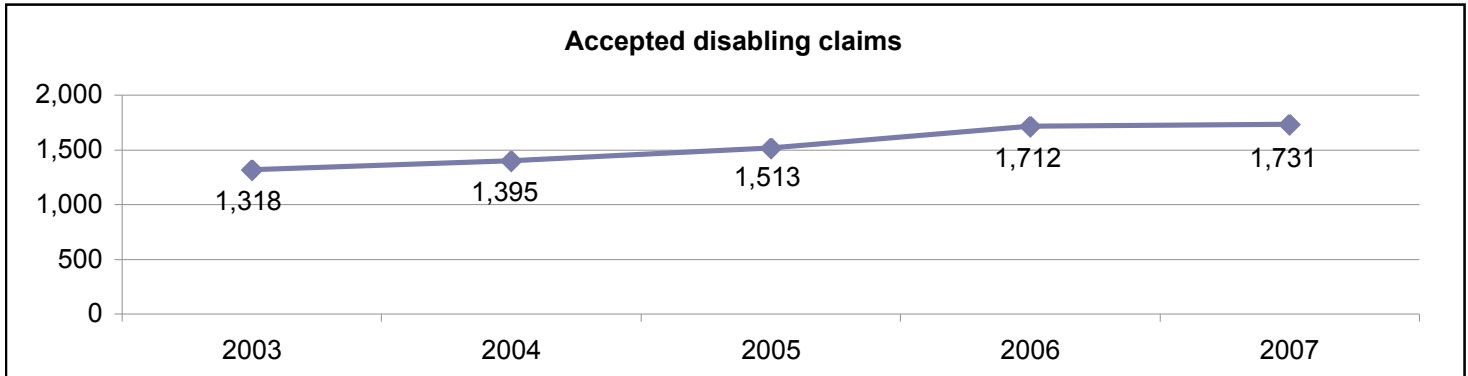
Source data are continually updated to be as accurate as possible, so report results may vary over time.

Source: Information Management Division, Oregon Department of Consumer and Business Services, March 2009

## Accepted disabling claims and workers' compensation covered employment in administrative and waste services (NAICS 56), Oregon 2003-2007

The Administrative and Support and Waste Management and Remediation Services sector comprises establishments performing routine support activities for the day-to-day operations of other organizations. The establishments in this sector specialize in one or more of these support activities and provide these services to clients in a variety of industries and, in some cases, to households. Activities performed include office administration; hiring and placing of personnel; document preparation and similar clerical services; solicitation, collection, security, and surveillance services; cleaning; and waste disposal services.

Establishments involved in administering, overseeing, and managing other establishments of the company or enterprise, are classified in Sector 55, Management of Companies and Enterprises.



Year	2003	2004	2005	2006	2007
<b>Claims</b>	1,318	1,395	1,513	1,712	1,731
<b>Employment</b>	83,300	87,800	93,600	97,300	96,900
<b>Rate</b>	1.6	1.6	1.6	1.8	1.8

Footnotes:

Accepted disabling claims are claims, accepted by insurers, arising from occupational injuries or diseases that entitle workers to compensation for disability or death.

Industry is classified according to the North American Industrial Classification System (NAICS), 2002 edition. Claims from employees of client leasing firms are reported in the industry in which the claimant was working at the time of injury.

This industry only includes claims and employees in the private sector. Establishments owned by state and local governments are categorized according to their respective ownership.

Employment figures are based on the Department of Consumer and Business Services' estimation of Oregon employment covered by workers' compensation.

Claims rates represent the number of accepted disabling claims per 100 workers.

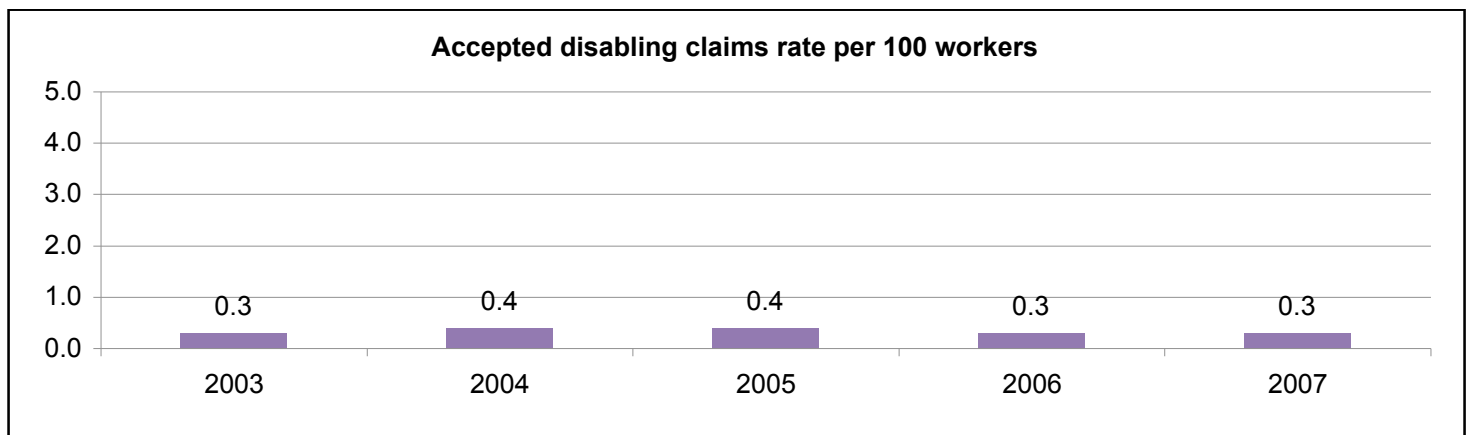
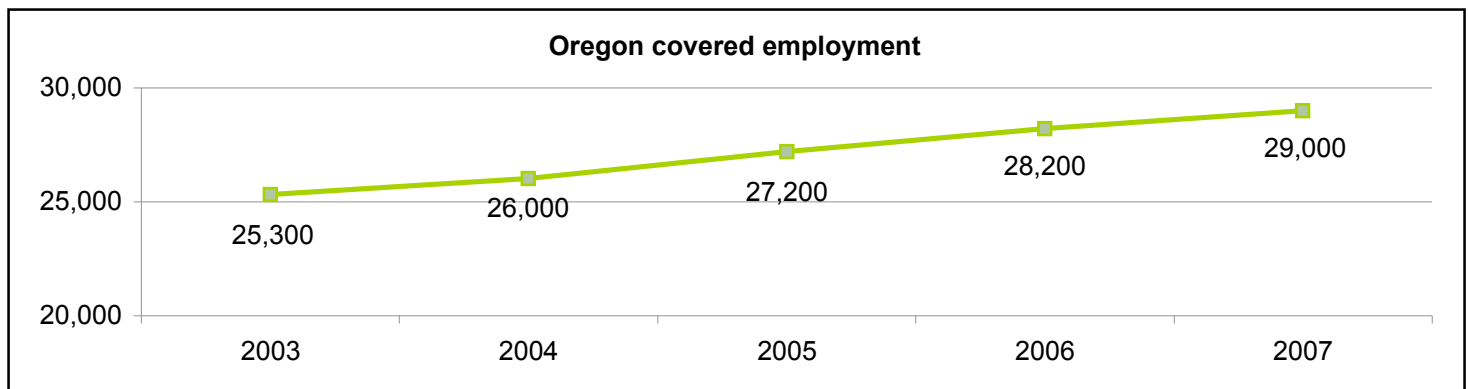
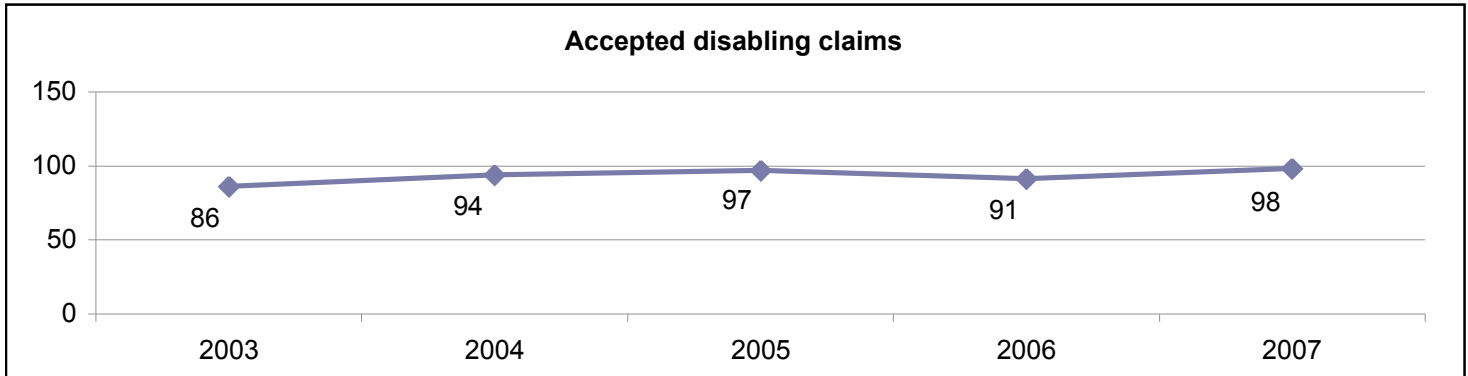
Source data are continually updated to be as accurate as possible, so report results may vary over time.

Source: Information Management Division, Oregon Department of Consumer and Business Services, March 2009

## Accepted disabling claims and workers' compensation covered employment in educational services (NAICS 61), Oregon 2003-2007

The Educational Services sector comprises establishments that provide instruction and training in a wide variety of subjects, such as schools, colleges, universities, and training centers. These establishments may be privately owned and operated for profit or not for profit. They may also offer food and accommodation services to their students. Educational services are usually delivered by teachers or instructors that explain, demonstrate, supervise, and direct learning in diverse settings, such as educational institutions, the workplace, or the home through correspondence, television, or other means.

Public schools and universities are classified according to their respective government ownership.



Year	2003	2004	2005	2006	2007
<b>Claims</b>	86	94	97	91	98
<b>Employment</b>	25,300	26,000	27,200	28,200	29,000
<b>Rate</b>	0.3	0.4	0.4	0.3	0.3

Footnotes:

Accepted disabling claims are claims, accepted by insurers, arising from occupational injuries or diseases that entitle workers to compensation for disability or death.

Industry is classified according to the North American Industrial Classification System (NAICS), 2002 edition. Claims from employees of client leasing firms are reported in the industry in which the claimant was working at the time of injury.

This industry only includes claims and employees in the private sector. Establishments owned by state and local governments are categorized according to their respective ownership.

Employment figures are based on the Department of Consumer and Business Services' estimation of Oregon employment covered by workers' compensation.

Claims rates represent the number of accepted disabling claims per 100 workers.

Source data are continually updated to be as accurate as possible, so report results may vary over time.

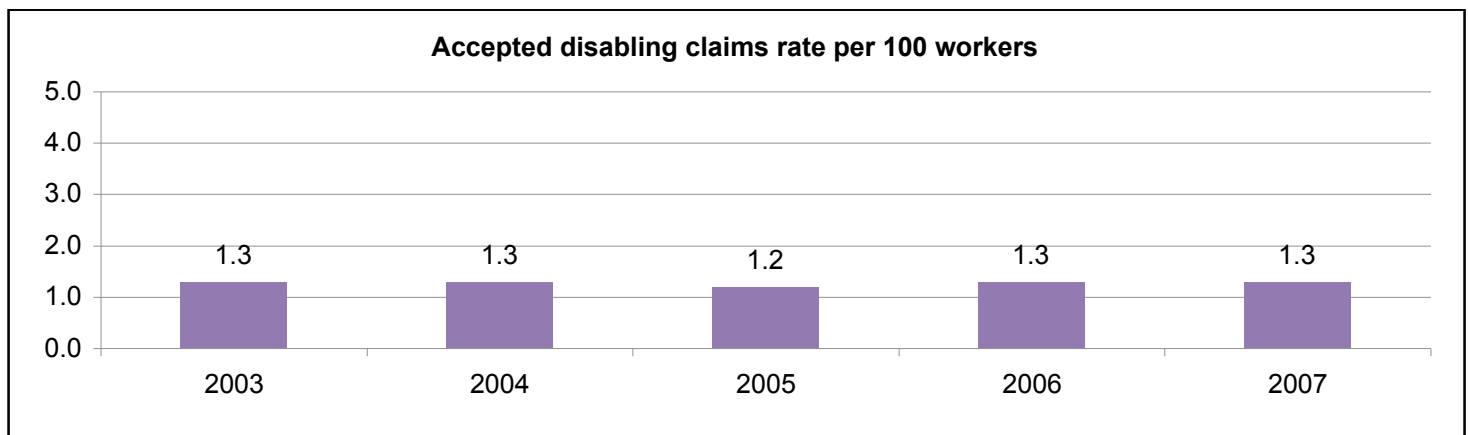
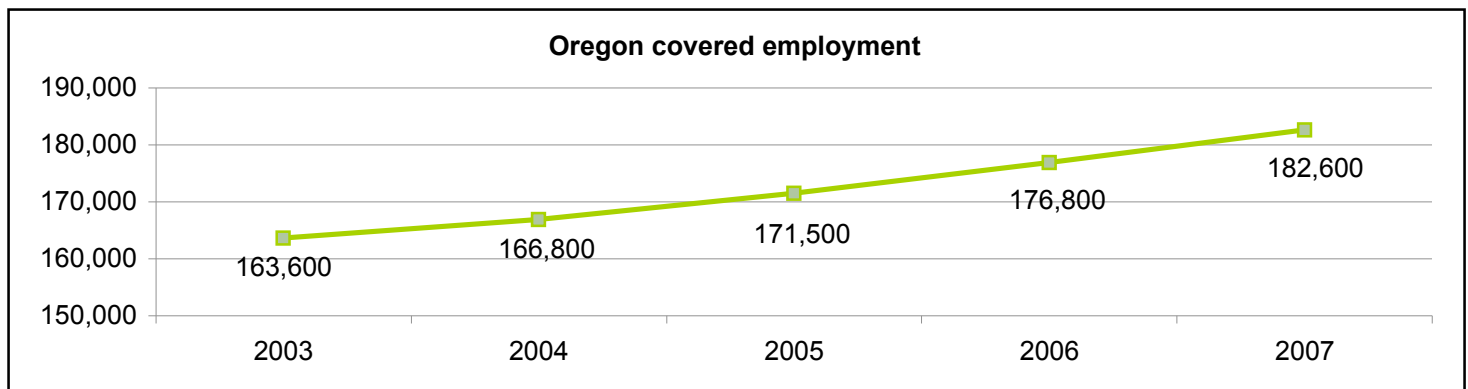
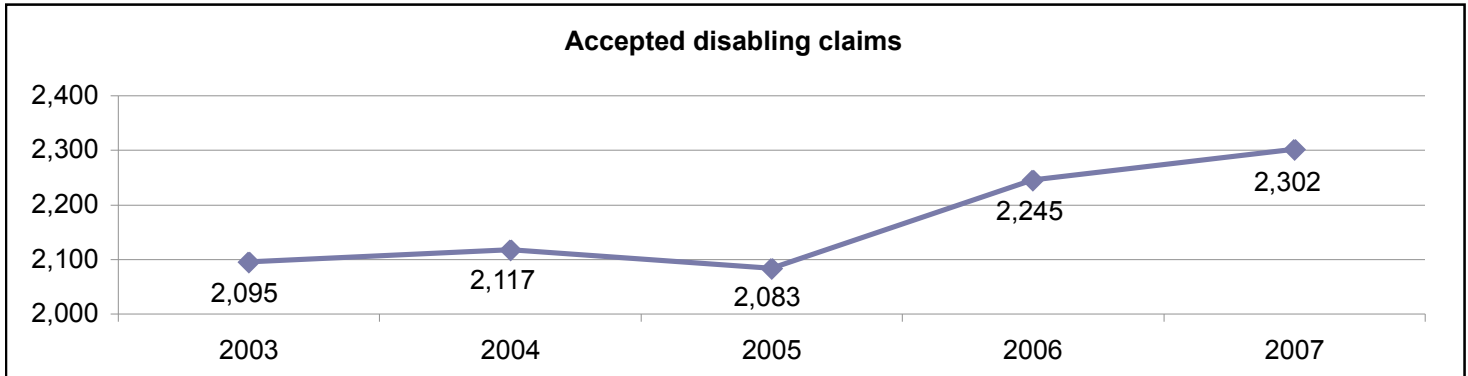
Source: Information Management Division, Oregon Department of Consumer and Business Services, March 2009



## Accepted disabling claims and workers' compensation covered employment in health care and social assistance (NAICS 62), Oregon 2003-2007

The Health Care and Social Assistance sector comprises establishments providing health care and social assistance for individuals. Trained professionals deliver the services provided by establishments in this sector.

Excluded from this sector are aerobic classes in Subsector 713, Amusement, Gambling, and Recreation Industries and nonmedical diet and weight reducing centers in Subsector 812, Personal and Laundry Services. Healthcare and social assistance provided by government entities are classified according to their respective government ownership.



Year	2003	2004	2005	2006	2007
<b>Claims</b>	2,095	2,117	2,083	2,245	2,302
<b>Employment</b>	163,600	166,800	171,500	176,800	182,600
<b>Rate</b>	1.3	1.3	1.2	1.3	1.3

Footnotes:

Accepted disabling claims are claims, accepted by insurers, arising from occupational injuries or diseases that entitle workers to compensation for disability or death.

Industry is classified according to the North American Industrial Classification System (NAICS), 2002 edition. Claims from employees of client leasing firms are reported in the industry in which the claimant was working at the time of injury.

This industry only includes claims and employees in the private sector. Establishments owned by state and local governments are categorized according to their respective ownership.

Employment figures are based on the Department of Consumer and Business Services' estimation of Oregon employment covered by workers' compensation.

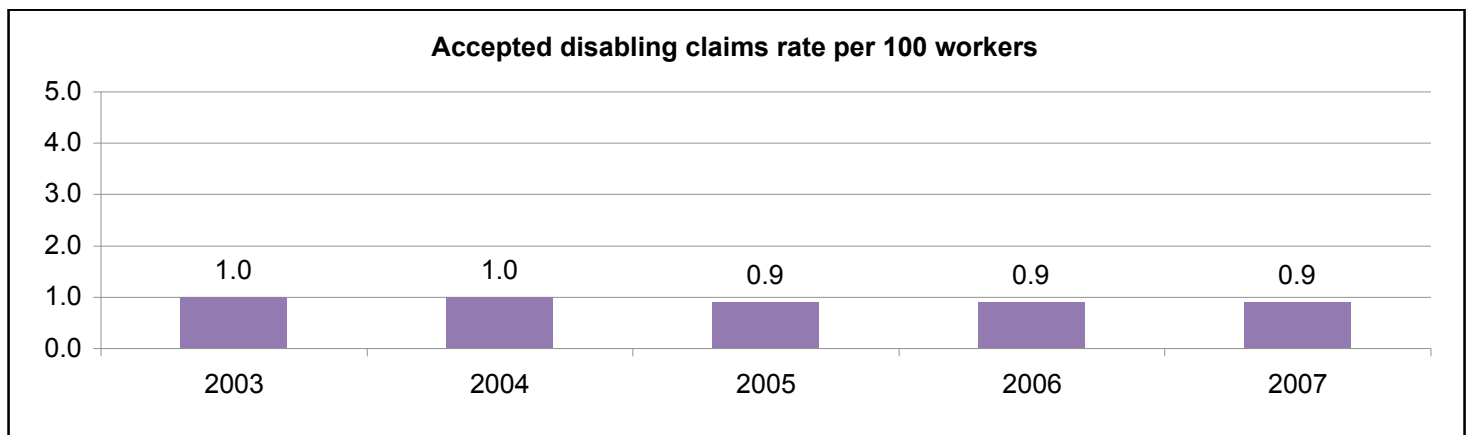
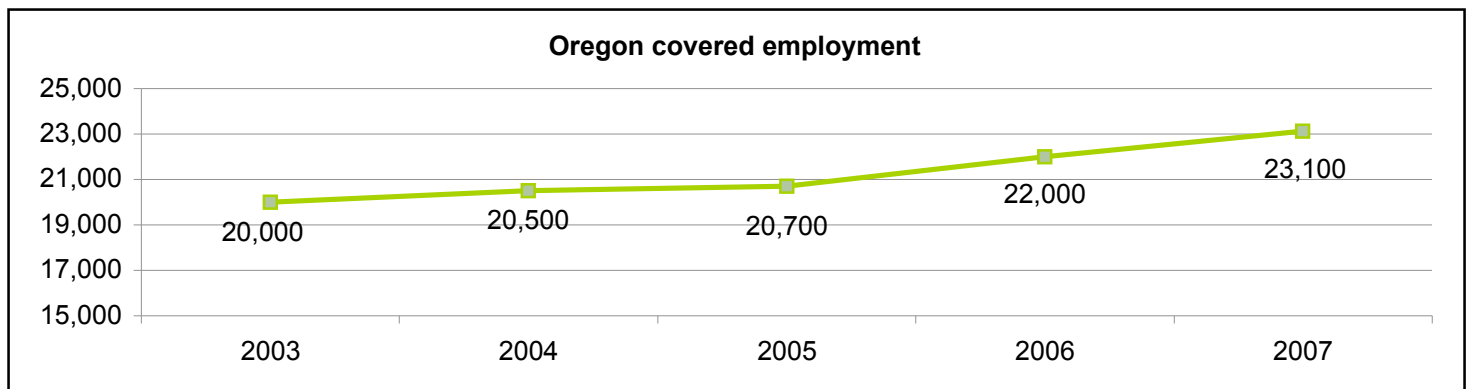
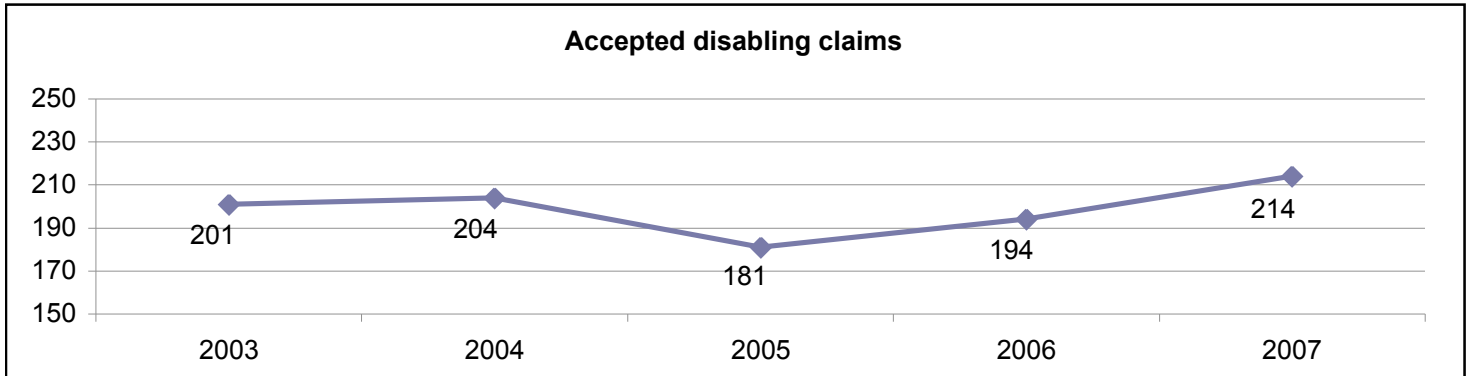
Claims rates represent the number of accepted disabling claims per 100 workers.

Source data are continually updated to be as accurate as possible, so report results may vary over time.

Source: Information Management Division, Oregon Department of Consumer and Business Services, March 2009

## Accepted disabling claims and workers' compensation covered employment in arts, entertainment, and recreation (NAICS 71), Oregon 2003-2007

The Arts, Entertainment, and Recreation sector includes a wide range of establishments that operate facilities or provide services to meet varied cultural, entertainment, and recreational interests of their patrons. This sector includes establishments that are involved in producing, promoting, or participating in live performances, events, or exhibits intended for public viewing; establishments that preserve and exhibit objects and sites of historical, cultural, or educational interest; and establishments that operate facilities or provide services that enable patrons to participate in recreational activities or pursue amusement, hobby, and leisure-time interests.



Year	2003	2004	2005	2006	2007
<b>Claims</b>	201	204	181	194	214
<b>Employment</b>	20,000	20,500	20,700	22,000	23,100
<b>Rate</b>	1.0	1.0	0.9	0.9	0.9

Footnotes:

Accepted disabling claims are claims, accepted by insurers, arising from occupational injuries or diseases that entitle workers to compensation for disability or death.

Industry is classified according to the North American Industrial Classification System (NAICS), 2002 edition. Claims from employees of client leasing firms are reported in the industry in which the claimant was working at the time of injury.

This industry only includes claims and employees in the private sector. Establishments owned by state and local governments are categorized according to their respective ownership.

Employment figures are based on the Department of Consumer and Business Services' estimation of Oregon employment covered by workers' compensation.

Claims rates represent the number of accepted disabling claims per 100 workers.

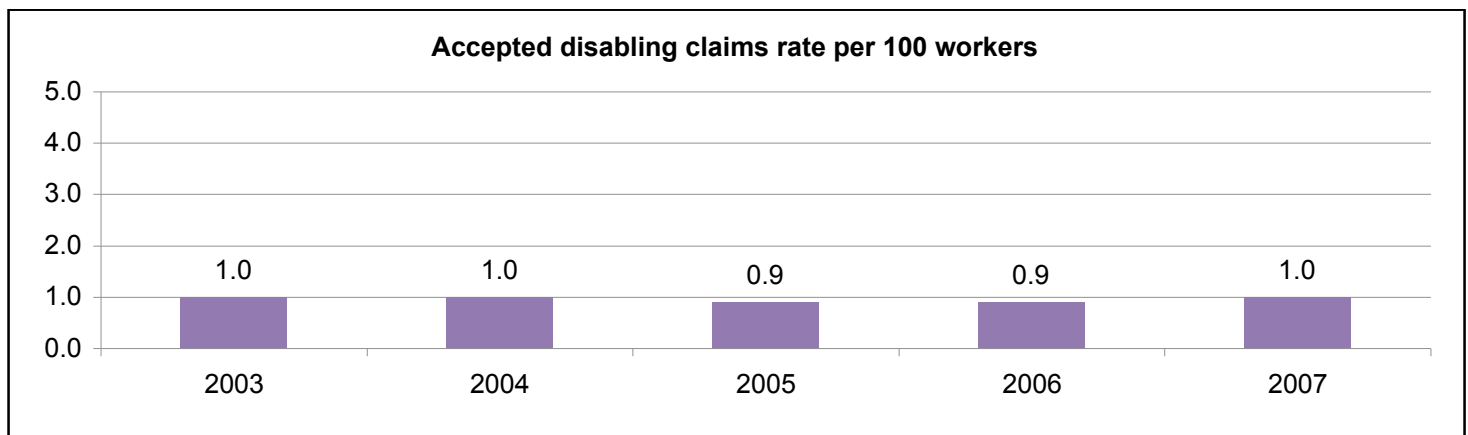
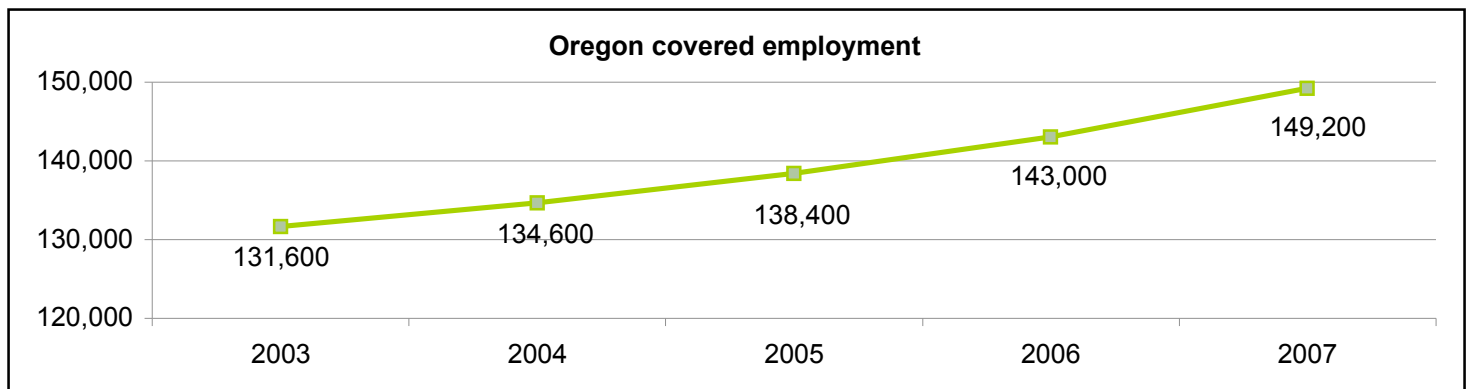
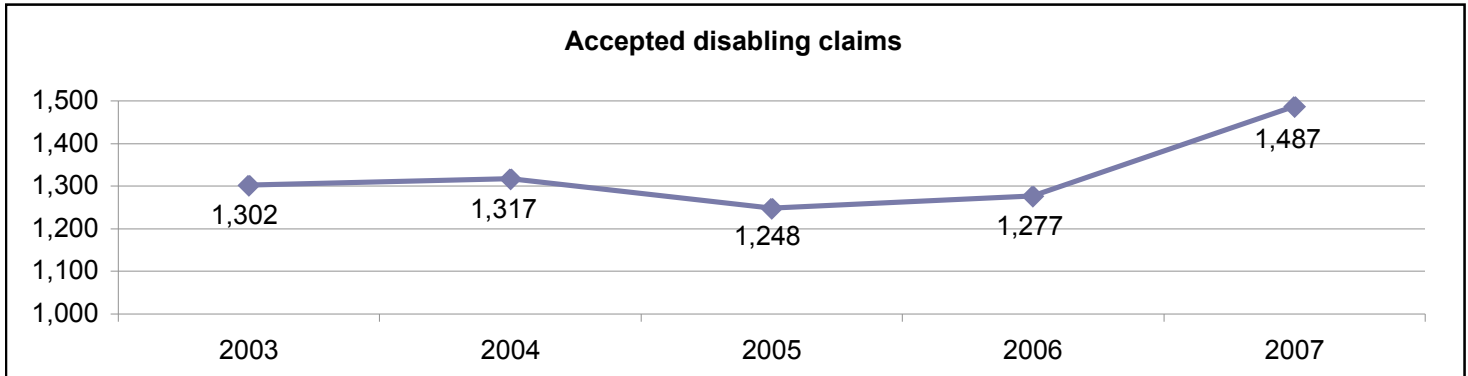
Source data are continually updated to be as accurate as possible, so report results may vary over time.

Source: Information Management Division, Oregon Department of Consumer and Business Services, March 2009

## Accepted disabling claims and workers' compensation covered employment in accommodation and food service (NAICS 72), Oregon 2003-2007

The Accommodation and Food Services sector comprises establishments providing customers with lodging and/or preparing meals, snacks, and beverages for immediate consumption.

Excluded from this sector are civic and social organizations, amusement and recreation parks, theaters, and other recreation or entertainment facilities providing food and beverage services.



Year	2003	2004	2005	2006	2007
<b>Claims</b>	1,302	1,317	1,248	1,277	1,487
<b>Employment</b>	131,600	134,600	138,400	143,000	149,200
<b>Rate</b>	1.0	1.0	0.9	0.9	1.0

Footnotes:

Accepted disabling claims are claims, accepted by insurers, arising from occupational injuries or diseases that entitle workers to compensation for disability or death.

Industry is classified according to the North American Industrial Classification System (NAICS), 2002 edition. Claims from employees of client leasing firms are reported in the industry in which the claimant was working at the time of injury.

This industry only includes claims and employees in the private sector. Establishments owned by state and local governments are categorized according to their respective ownership.

Employment figures are based on the Department of Consumer and Business Services' estimation of Oregon employment covered by workers' compensation.

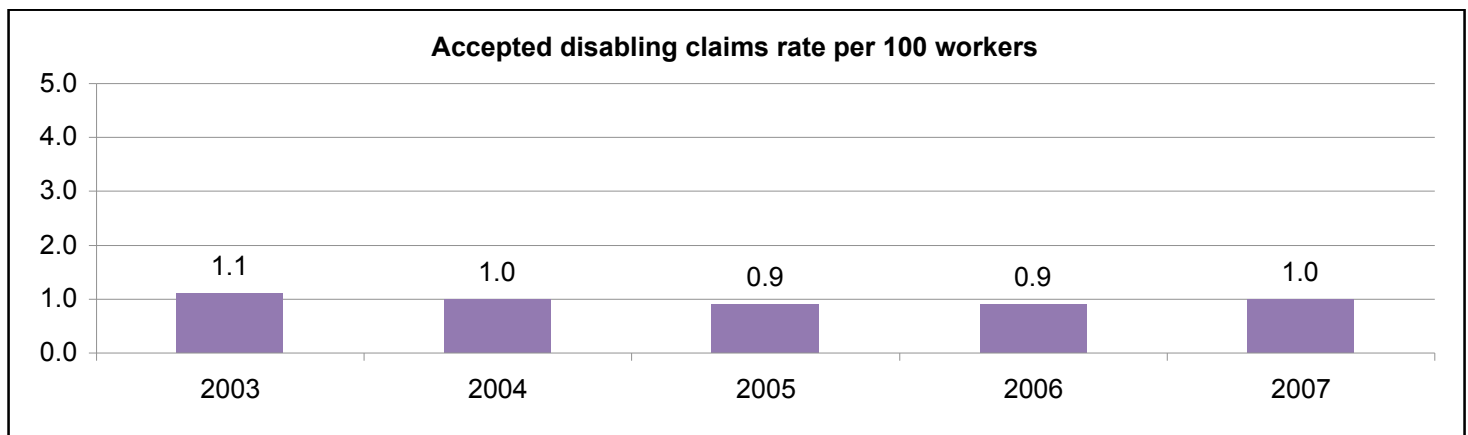
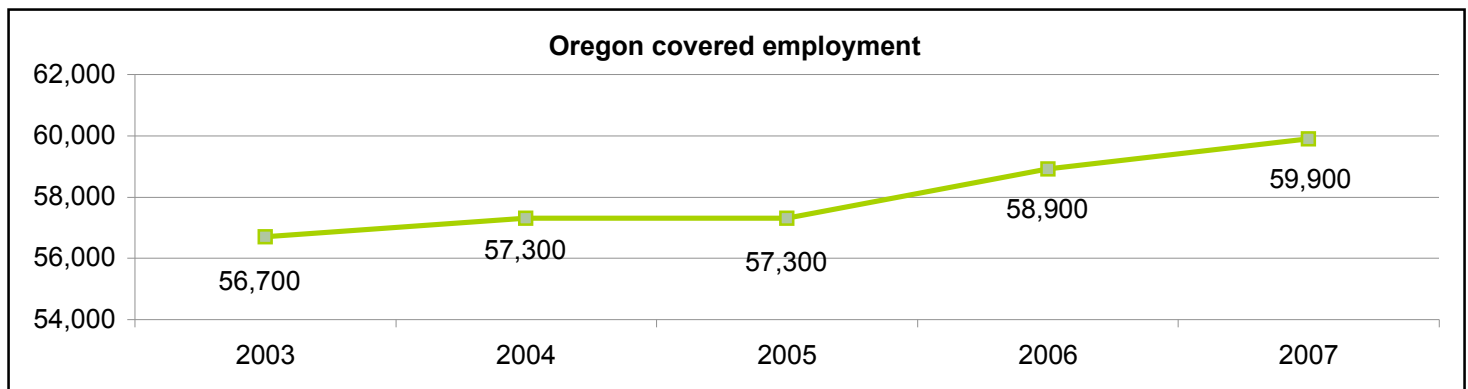
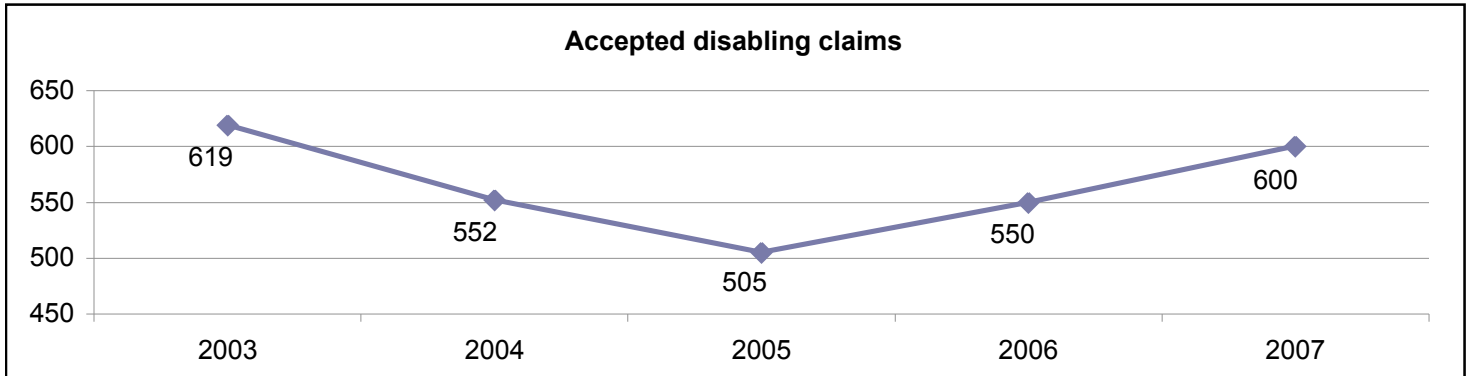
Claims rates represent the number of accepted disabling claims per 100 workers.

Source data are continually updated to be as accurate as possible, so report results may vary over time.

Source: Information Management Division, Oregon Department of Consumer and Business Services, March 2009

## Accepted disabling claims and workers' compensation covered employment in other services (except public administration) (NAICS 81), Oregon 2003-2007

The Other Services (except Public Administration) sector comprises establishments engaged in providing services not specifically provided for elsewhere in the classification system. Establishments in this sector are primarily engaged in activities such as equipment and machinery repairing; promoting or administering religious activities; grant-making; advocacy; and providing dry cleaning and laundry services, personal care services, death care services, pet care services, photofinishing services, temporary parking services, and dating services. Private households that engage in employing workers on or about the premises in activities primarily concerned with the operation of the household are included in this sector.



Year	2003	2004	2005	2006	2007
<b>Claims</b>	619	552	505	550	600
<b>Employment</b>	56,700	57,300	57,300	58,900	59,900
<b>Rate</b>	1.1	1.0	0.9	0.9	1.0

Footnotes:

Accepted disabling claims are claims, accepted by insurers, arising from occupational injuries or diseases that entitle workers to compensation for disability or death.

Industry is classified according to the North American Industrial Classification System (NAICS), 2002 edition. Claims from employees of client leasing firms are reported in the industry in which the claimant was working at the time of injury.

This industry only includes claims and employees in the private sector. Establishments owned by state and local governments are categorized according to their respective ownership.

Employment figures are based on the Department of Consumer and Business Services' estimation of Oregon employment covered by workers' compensation.

Claims rates represent the number of accepted disabling claims per 100 workers.

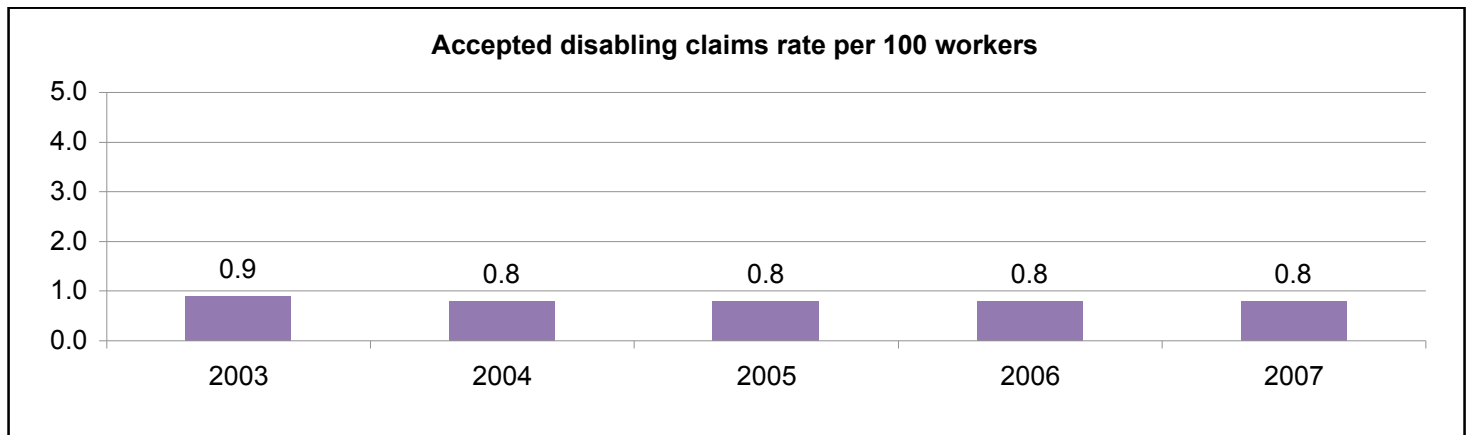
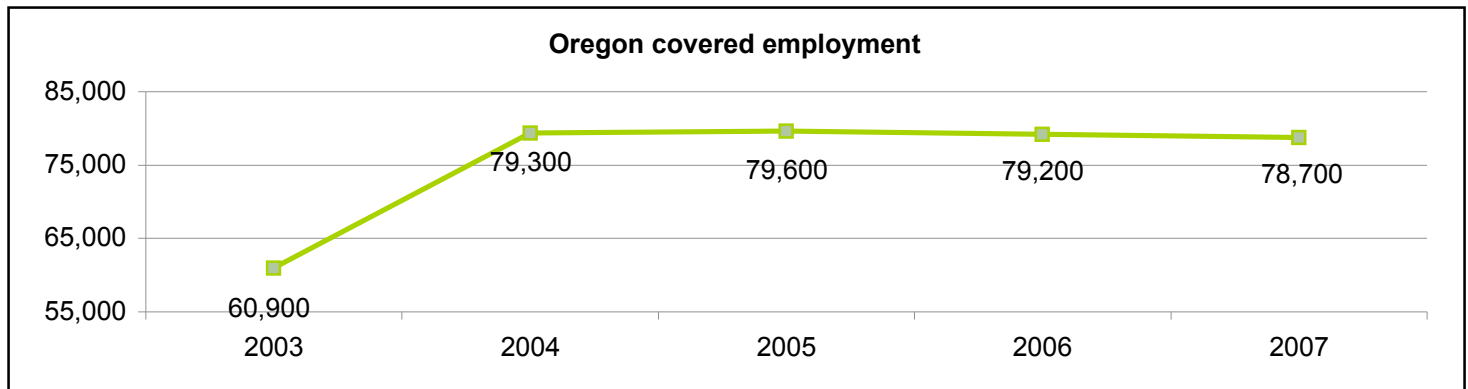
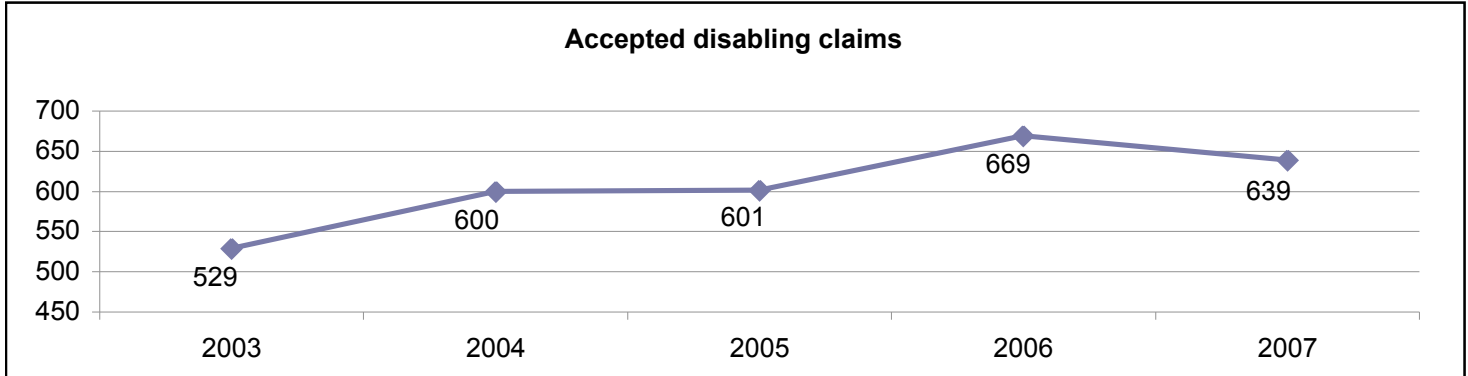
Source data are continually updated to be as accurate as possible, so report results may vary over time.

Source: Information Management Division, Oregon Department of Consumer and Business Services, March 2009



## Accepted disabling claims and workers' compensation covered employment in state government (OWN 20), Oregon 2003-2007

State government is comprised of all entities and establishments owned and operated by the state, including establishments that may have a distinct industry classification, such as public schools and universities, publicly owned hospitals, public transportation, construction performed by public entities, and public utilities.



Year	2003	2004	2005	2006	2007
<b>Claims</b>	529	600	601	669	639
<b>Employment</b>	60,900	79,300	79,600	79,200	78,700
<b>Rate</b>	0.9	0.8	0.8	0.8	0.8

Footnotes:

Accepted disabling claims are claims, accepted by insurers, arising from occupational injuries or diseases that entitle workers to compensation for disability or death.

Industry is classified according to the North American Industrial Classification System (NAICS), 2002 edition. Claims from employees of client leasing firms are reported in the industry in which the claimant was working at the time of injury.

This page includes all establishments owned by state government, regardless of industry.

Employment figures are based on the Department of Consumer and Business Services' estimation of Oregon employment covered by workers' compensation.

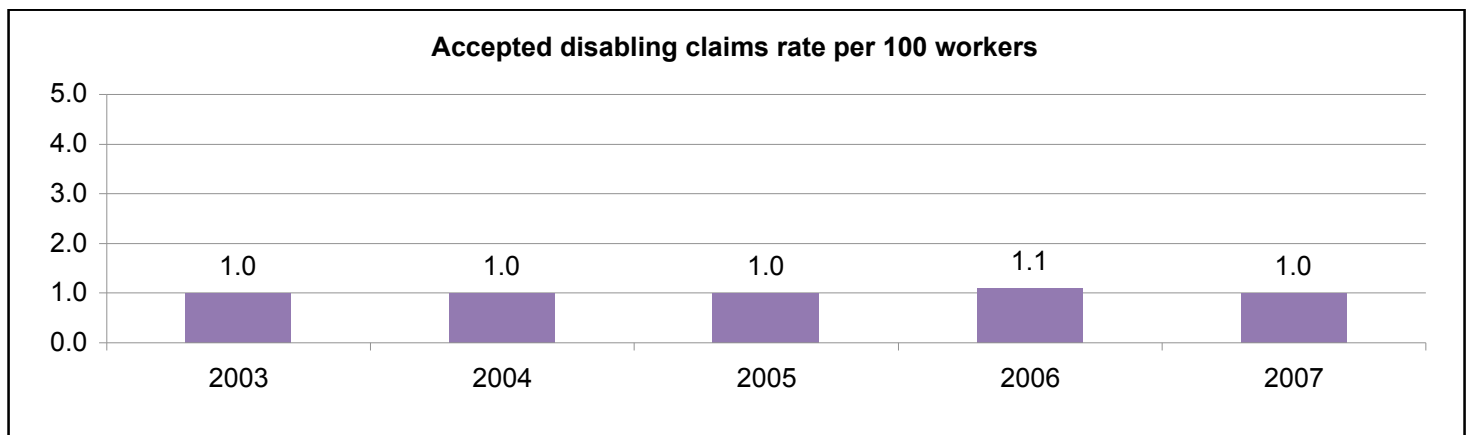
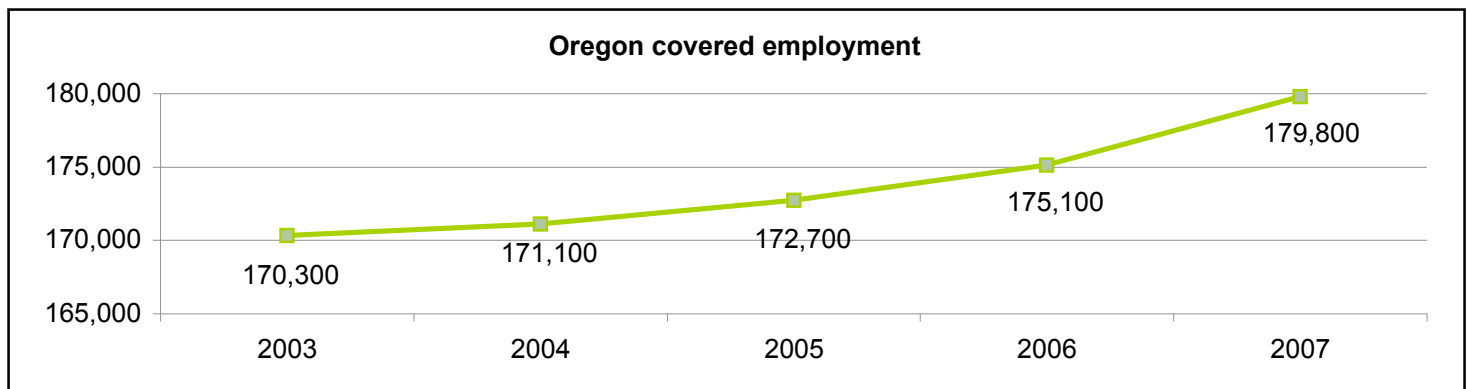
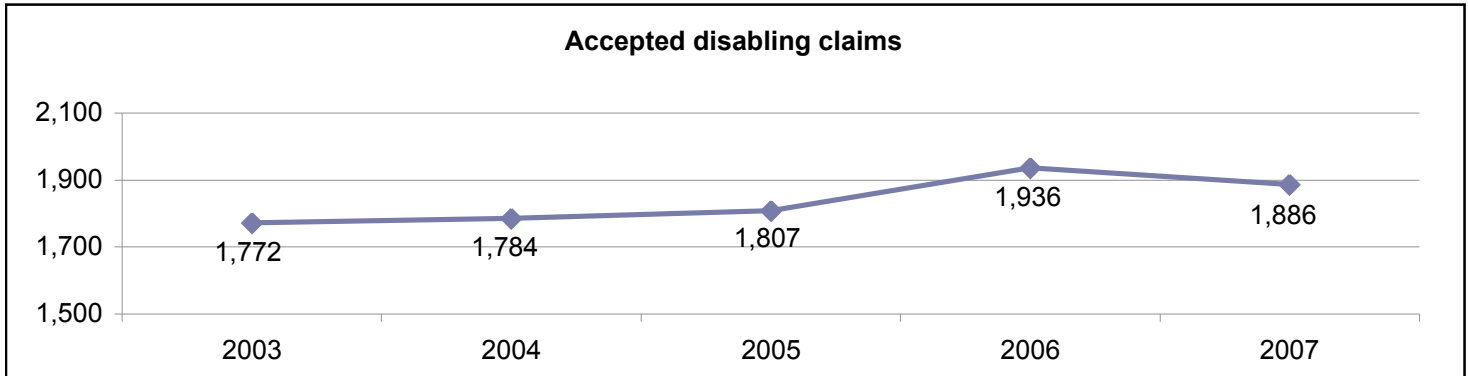
Claims rates represent the number of accepted disabling claims per 100 workers.

Source data are continually updated to be as accurate as possible, so report results may vary over time.

Source: Information Management Division, Oregon Department of Consumer and Business Services, March 2009

## Accepted disabling claims and workers' compensation covered employment in local government (OWN 30), Oregon 2003-2007

Local government is comprised of all entities and establishments owned and operated by city governments, county governments, and other local governments, including establishments that may have a distinct industry classification, such as public schools and universities, publicly owned hospitals, public transportation, construction performed by public entities, and public utilities.



Year	2003	2004	2005	2006	2007
<b>Claims</b>	1,772	1,784	1,807	1,936	1,886
<b>Employment</b>	170,300	171,100	172,700	175,100	179,800
<b>Rate</b>	1.0	1.0	1.0	1.1	1.0

Footnotes:

Accepted disabling claims are claims, accepted by insurers, arising from occupational injuries or diseases that entitle workers to compensation for disability or death.

Industry is classified according to the North American Industrial Classification System (NAICS), 2002 edition. Claims from employees of client leasing firms are reported in the industry in which the claimant was working at the time of injury.

This page includes all establishments owned by local government, regardless of industry.

Employment figures are based on the Department of Consumer and Business Services' estimation of Oregon employment covered by workers' compensation.

Claims rates represent the number of accepted disabling claims per 100 workers.

Source data are continually updated to be as accurate as possible, so report results may vary over time.

Source: Information Management Division, Oregon Department of Consumer and Business Services, March 2009