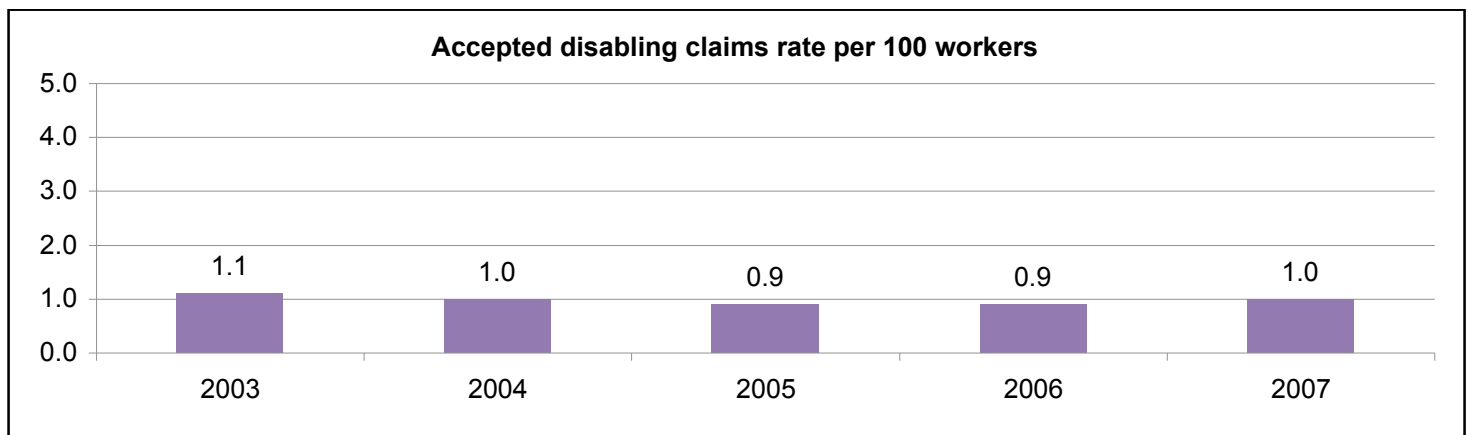
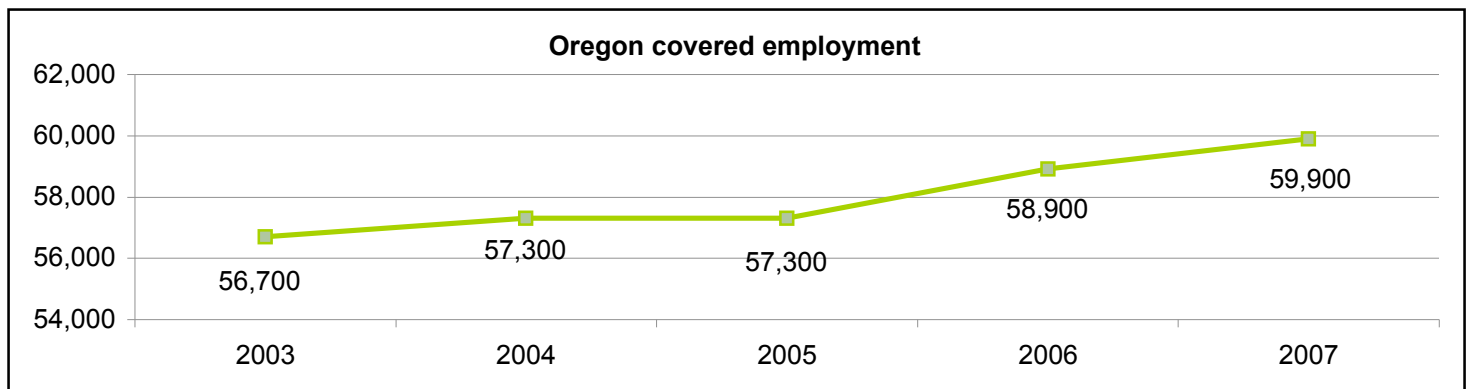
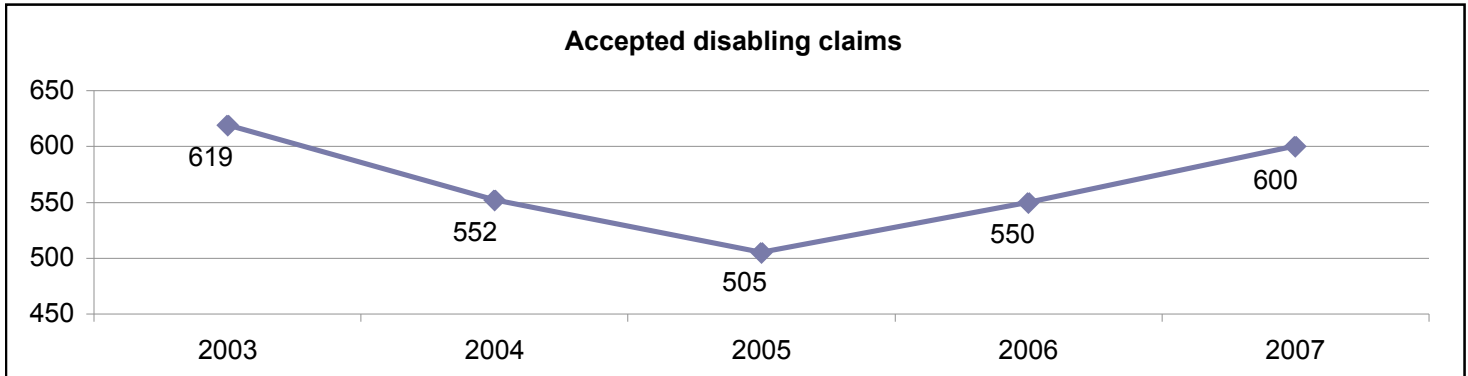


## Accepted disabling claims and workers' compensation covered employment in other services (except public administration) (NAICS 81), Oregon 2003-2007

The Other Services (except Public Administration) sector comprises establishments engaged in providing services not specifically provided for elsewhere in the classification system. Establishments in this sector are primarily engaged in activities such as equipment and machinery repairing; promoting or administering religious activities; grant-making; advocacy; and providing dry cleaning and laundry services, personal care services, death care services, pet care services, photofinishing services, temporary parking services, and dating services. Private households that engage in employing workers on or about the premises in activities primarily concerned with the operation of the household are included in this sector.



| Year              | 2003   | 2004   | 2005   | 2006   | 2007   |
|-------------------|--------|--------|--------|--------|--------|
| <b>Claims</b>     | 619    | 552    | 505    | 550    | 600    |
| <b>Employment</b> | 56,700 | 57,300 | 57,300 | 58,900 | 59,900 |
| <b>Rate</b>       | 1.1    | 1.0    | 0.9    | 0.9    | 1.0    |

Footnotes:

Accepted disabling claims are claims, accepted by insurers, arising from occupational injuries or diseases that entitle workers to compensation for disability or death.

Industry is classified according to the North American Industrial Classification System (NAICS), 2002 edition. Claims from employees of client leasing firms are reported in the industry in which the claimant was working at the time of injury.

This industry only includes claims and employees in the private sector. Establishments owned by state and local governments are categorized according to their respective ownership.

Employment figures are based on the Department of Consumer and Business Services' estimation of Oregon employment covered by workers' compensation.

Claims rates represent the number of accepted disabling claims per 100 workers.

Source data are continually updated to be as accurate as possible, so report results may vary over time.

Source: Information Management Division, Oregon Department of Consumer and Business Services, March 2009