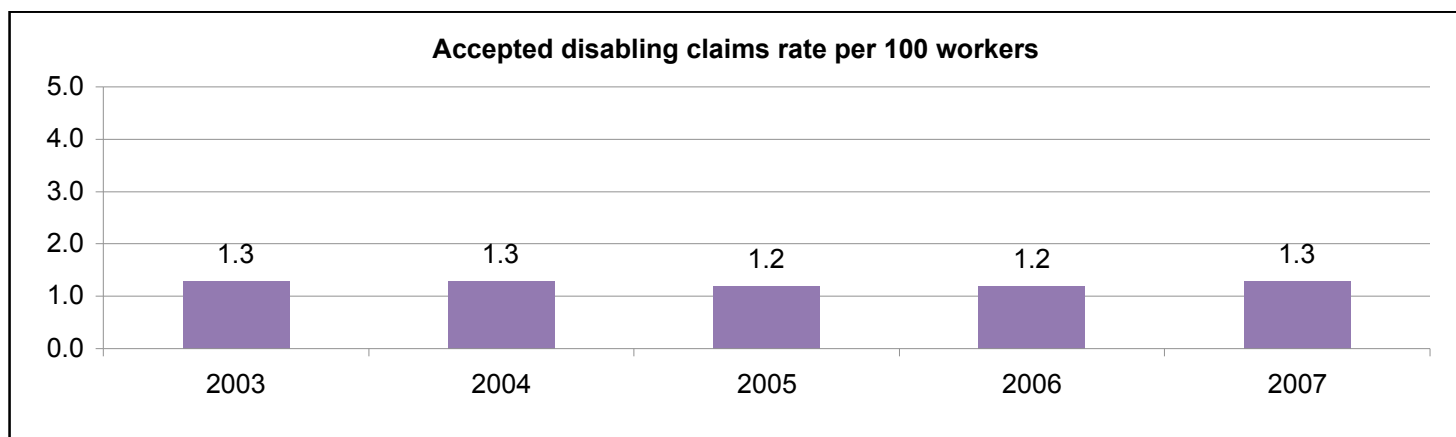
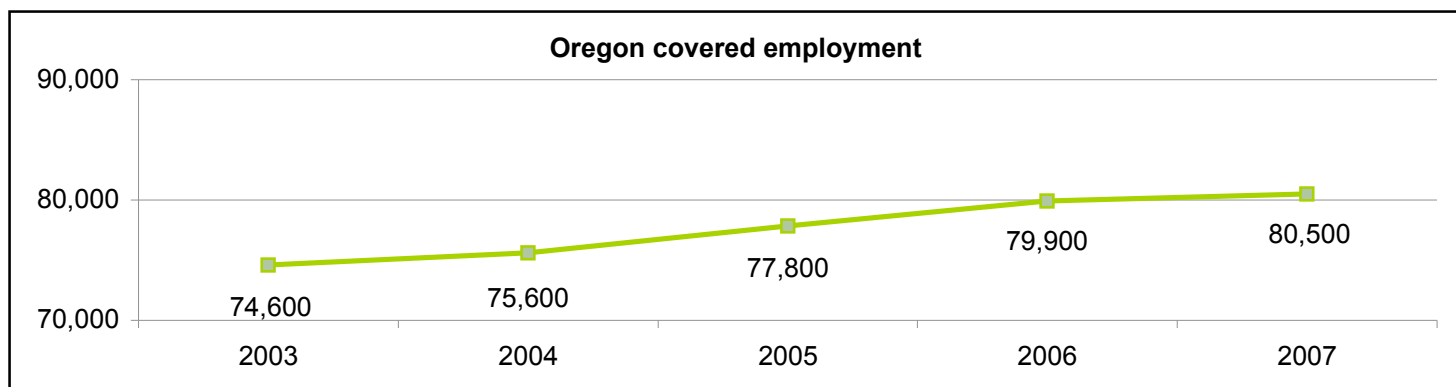
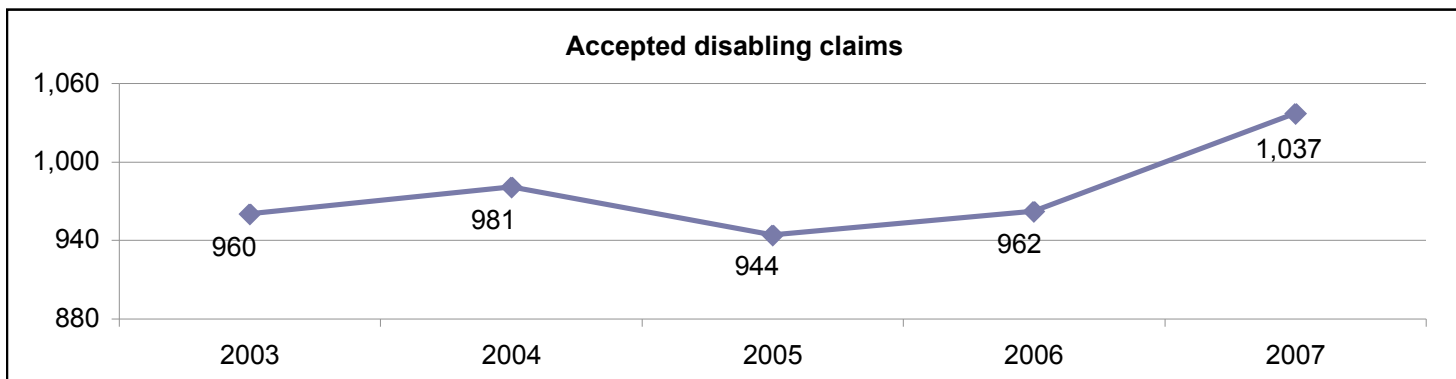


Accepted disabling claims and workers' compensation covered employment in wholesale trade (NAICS 42), Oregon 2003-2007

The Wholesale Trade sector comprises establishments engaged in wholesaling merchandise. The wholesaling process is an intermediate step in the distribution of merchandise. Wholesalers are organized to sell or arrange the purchase or sale of (a) goods for resale (i.e., goods sold to other wholesalers or retailers), (b) capital or durable nonconsumer goods, and (c) raw and intermediate materials and supplies used in production.

Wholesalers sell merchandise to other businesses and normally operate from a warehouse or office. These warehouses and offices are characterized by having little or no display of merchandise. In addition, neither the design nor the location of the premises is intended to solicit walk-in traffic. In fact, transactions are often conducted between wholesalers and clients that have long-standing business relationships.



| Year | 2003 | 2004 | 2005 | 2006 | 2007 |
|-------------------|--------|--------|--------|--------|--------|
| Claims | 960 | 981 | 944 | 962 | 1,037 |
| Employment | 74,600 | 75,600 | 77,800 | 79,900 | 80,500 |
| Rate | 1.3 | 1.3 | 1.2 | 1.2 | 1.3 |

Footnotes:

Accepted disabling claims are claims, accepted by insurers, arising from occupational injuries or diseases that entitle workers to compensation for disability or death.

Industry is classified according to the North American Industrial Classification System (NAICS), 2002 edition. Claims from employees of client leasing firms are reported in the industry in which the claimant was working at the time of injury.

This industry only includes claims and employees in the private sector. Establishments owned by state and local governments are categorized according to their respective ownership.

Employment figures are based on the Department of Consumer and Business Services' estimation of Oregon employment covered by workers' compensation.

Claims rates represent the number of accepted disabling claims per 100 workers.

Source data are continually updated to be as accurate as possible, so report results may vary over time.

Source: Information Management Division, Oregon Department of Consumer and Business Services, March 2009