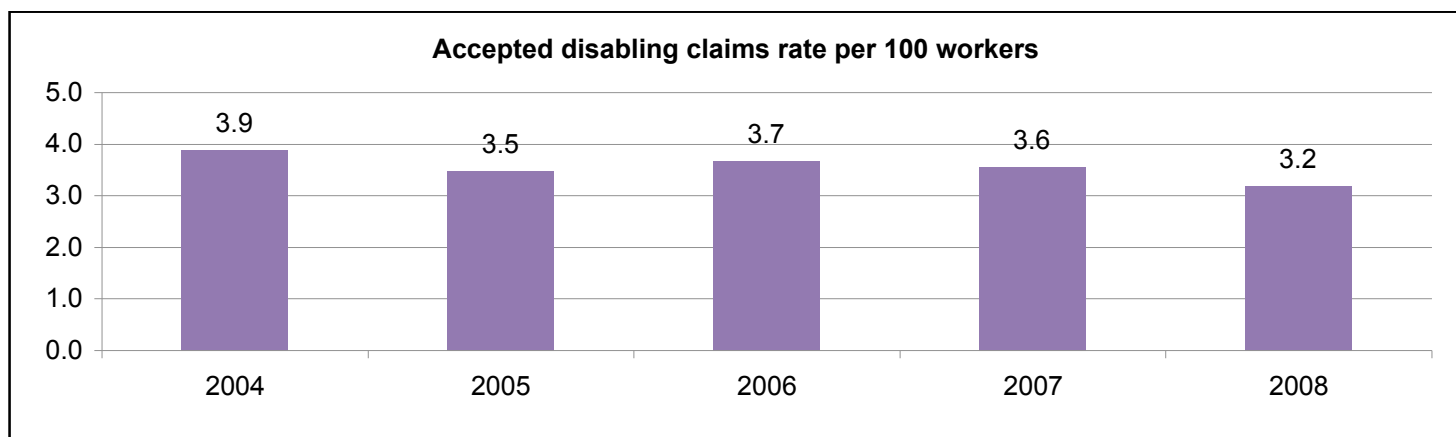
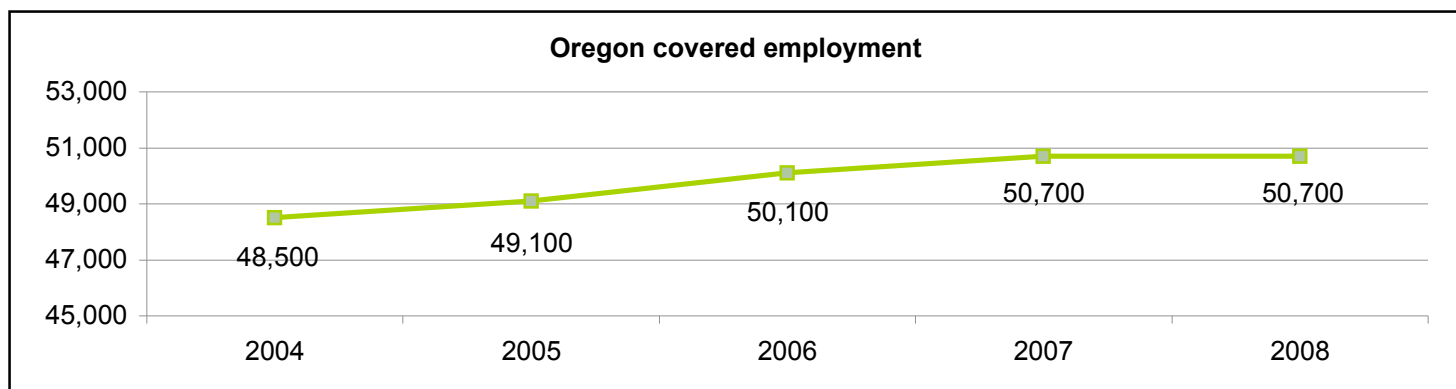
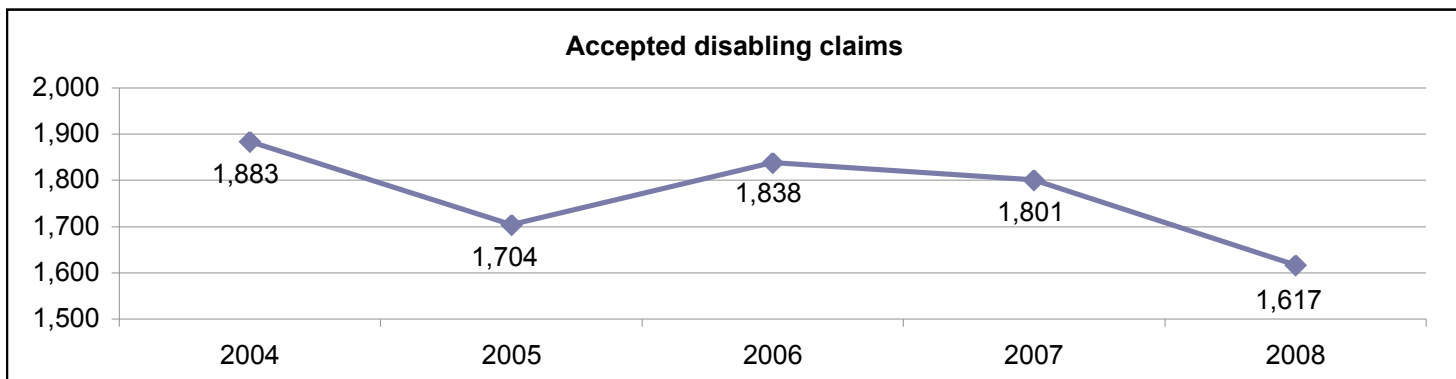


Accepted disabling claims and workers' compensation covered employment in transportation and warehousing (NAICS 48-49), Oregon 2004-2008

The Transportation and Warehousing sector includes industries providing transportation of passengers and cargo, warehousing and storage for goods, scenic and sightseeing transportation, and support activities related to modes of transportation. The type of equipment depends on the mode of transportation, including air, rail, water, road, and pipeline. Warehousing establishments in this sector are distinguished from merchant wholesaling in that the warehouse establishments do not sell the goods.

Excluded from this sector are establishments primarily engaged in providing travel agent services that support transportation and other establishments, such as hotels, businesses, and government agencies. These establishments are classified in Sector 56, Administrative and Support and Waste Management and Remediation Services. Also, establishments primarily engaged in providing rental and leasing of transportation equipment without an operator are classified in Subsector 532, Rental and Leasing Services.



Year	2004	2005	2006	2007	2008
Claims	1,883	1,704	1,838	1,801	1,617
Employment	48,500	49,100	50,100	50,700	50,700
Rate	3.9	3.5	3.7	3.6	3.2

Footnotes:

Accepted disabling claims are claims, accepted by insurers, arising from occupational injuries or diseases that entitle workers to compensation for disability or death.

Industry is classified according to the North American Industrial Classification System (NAICS), 2002 edition. Claims from employees of client leasing firms are reported in the industry in which the claimant was working at the time of injury.

This industry only includes claims and employees in the private sector. Establishments owned by state and local governments are categorized according to their respective ownership.

Employment figures are based on the Department of Consumer and Business Services' estimation of Oregon employment covered by workers' compensation.

Claims rates represent the number of accepted disabling claims per 100 workers.

Source data are continually updated to be as accurate as possible, so report results may vary over time.

Source: Information Management Division, Oregon Department of Consumer and Business Services, September 2009