

Accepted disabling claims and workers' compensation covered employment by industry (NAICS), Oregon 2007-2011

Industry (NAICS)		Acceptance year														
		2007			2008			2009			2010			2011		
		Claims	Employment*	Rate	Claims	Employment*	Rate	Claims	Employment*	Rate	Claims	Employment*	Rate	Claims	Employment*	Rate
	Total	23,431	1,762.7	1.3	21,660	1,746.2	1.2	18,949	1,637.4	1.2	18,012	1,623.3	1.1	18,691	1,638.7	1.1
11	Agriculture, forestry, fishing	1,162	73.4	1.6	1,141	71.1	1.6	1,012	65.6	1.5	1,000	65.0	1.5	1,077	64.8	1.7
21	Mining	55	2.1	2.6	44	2.0	2.2	25	1.7	1.5	17	1.6	1.1	25	1.6	1.6
22	Utilities	127	4.7	2.7	136	4.8	2.8	118	4.7	2.5	109	4.6	2.4	105	4.5	2.3
23	Construction	2,860	104.2	2.7	2,286	94.1	2.4	1,559	74.0	2.1	1,347	67.6	2.0	1,491	68.8	2.2
31-33	Manufacturing	3,661	204.1	1.8	3,279	195.1	1.7	2,484	167.2	1.5	2,265	163.8	1.4	2,408	166.5	1.4
42	Wholesale trade	1,052	80.8	1.3	1,009	80.5	1.3	854	75.3	1.1	828	73.3	1.1	810	74.4	1.1
44-45	Retail trade	2,837	200.7	1.4	2,627	196.7	1.3	2,373	183.4	1.3	2,147	183.2	1.2	2,184	184.7	1.2
48-49	Transportation and warehousing	1,812	50.7	3.6	1,667	50.5	3.3	1,548	45.7	3.4	1,452	44.6	3.3	1,469	45.7	3.2
51	Information	182	36.0	0.5	206	35.6	0.6	171	33.1	0.5	161	32.1	0.5	183	32.3	0.6
52	Finance and insurance	117	63.0	0.2	145	61.1	0.2	118	58.1	0.2	100	56.0	0.2	112	56.1	0.2
53	Real estate, rental, leasing	285	43.4	0.7	274	40.7	0.7	272	37.6	0.7	224	37.2	0.6	253	35.8	0.7
54	Professional and technical services	268	71.2	0.4	218	73.1	0.3	215	70.3	0.3	207	71.1	0.3	198	73.8	0.3
55	Management of companies	22	29.7	0.1	20	31.3	0.1	16	30.9	0.1	17	30.5	0.1	40	30.2	0.1
56	Administrative and waste services	1,750	96.3	1.8	1,534	91.7	1.7	1,108	78.9	1.4	1,115	80.7	1.4	1,262	81.9	1.5
61	Educational services	93	29.0	0.3	82	30.2	0.3	88	30.7	0.3	102	31.8	0.3	95	33.6	0.3
62	Health care and social assistance	2,290	182.8	1.3	2,294	189.4	1.2	2,431	192.9	1.3	2,494	197.1	1.3	2,527	201.5	1.3
71	Arts, entertainment, recreation	212	23.1	0.9	213	23.2	0.9	197	21.9	0.9	162	21.4	0.8	153	21.1	0.7
72	Accommodation and food services	1,491	148.8	1.0	1,290	149.7	0.9	1,218	141.0	0.9	1,153	140.9	0.8	1,151	144.2	0.8
81	Other services	608	60.3	1.0	556	60.7	0.9	490	57.7	0.8	470	56.6	0.8	509	57.5	0.9
OWN 20	State government	654	78.7	0.8	680	81.3	0.8	679	83.6	0.8	683	83.3	0.8	705	83.4	0.8
OWN 30	Local government	1,889	179.7	1.1	1,957	183.5	1.1	1,969	183.2	1.1	1,943	181.0	1.1	1,921	176.3	1.1
	Unknown/Nonclassifiable	4	-	-	2	-	-	4	-	-	16	-	-	13	-	-

\*Employment counts are in thousands.

Accepted disabling claims are claims, accepted by insurers, arising from occupational injuries or diseases that entitle workers to compensation for disability or death.

Industry is classified according to the North American Industrial Classification System (NAICS), 2002 edition.

Claims from employees of client leasing firms are reported in the industry in which the claimant was working at the time of injury.

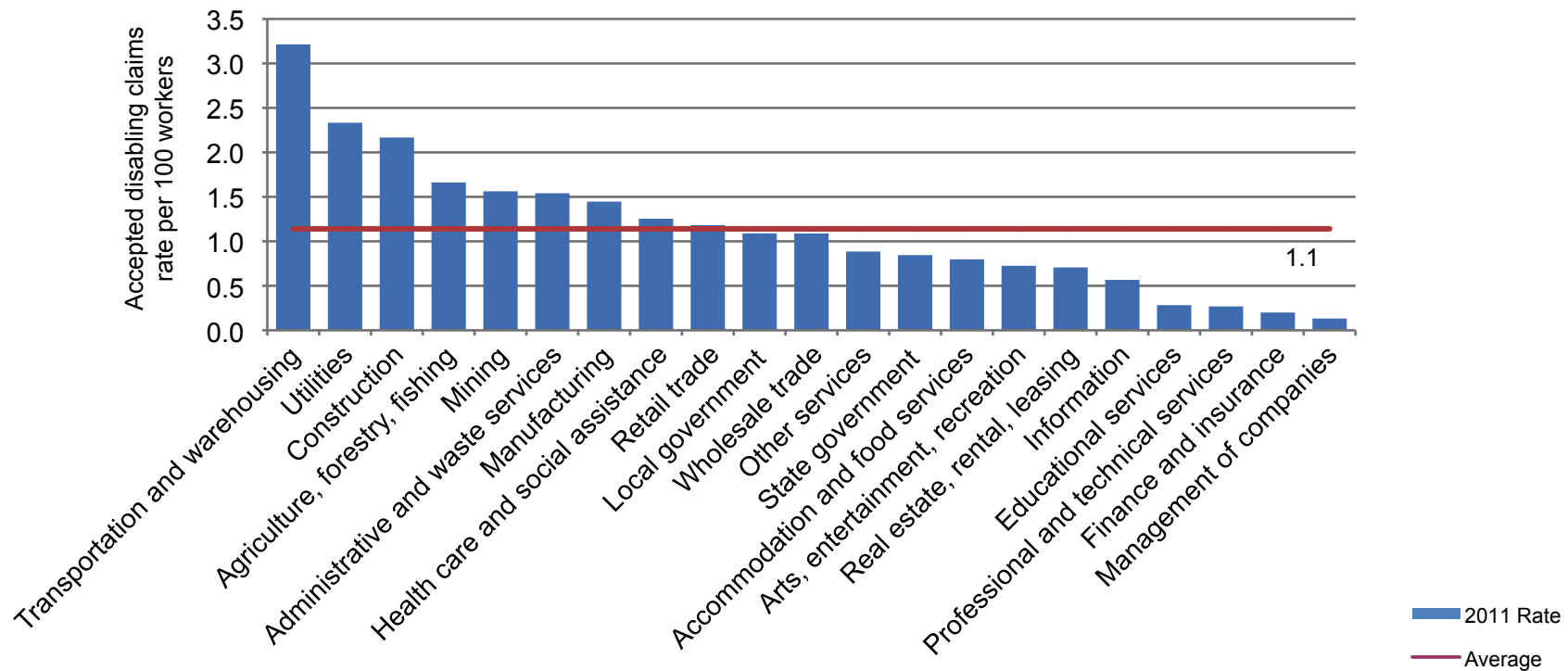
Employment figures are based on the Department of Consumer and Business Services' estimation of Oregon employment covered by workers' compensation.

Claims rates represent the number of accepted disabling claims per 100 workers.

Source data are continually updated to be as accurate as possible, so report results may vary over time.

Source: Information Management Division, Oregon Department of Consumer and Business Services, August 2012

**Accepted disabling claims rate per 100 workers by major industry (NAICS), Oregon, 2011**



Accepted disabling claims are claims, accepted by insurers, arising from occupational injuries or diseases that entitle workers to compensation for disability or death.

Industry is classified according to the North American Industrial Classification System (NAICS), 2002 edition. Claims from employees of client leasing firms are reported in the industry in which the claimant was working at the time of injury.

Claims rates represent the number of accepted disabling claims per 100 workers.

Employment figures are based on the Department of Consumer and Business Services' estimation of Oregon employment covered by workers' compensation.

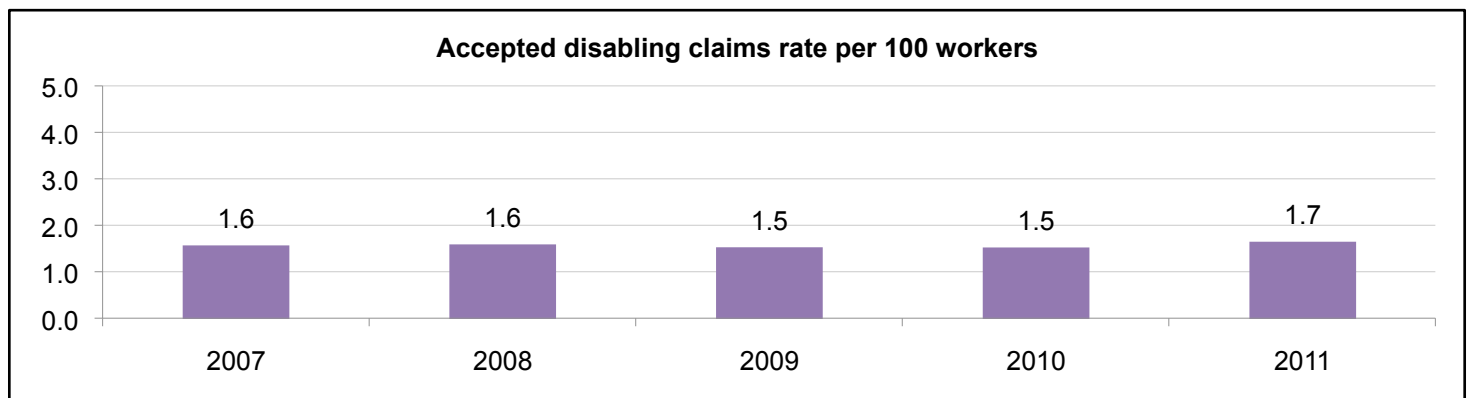
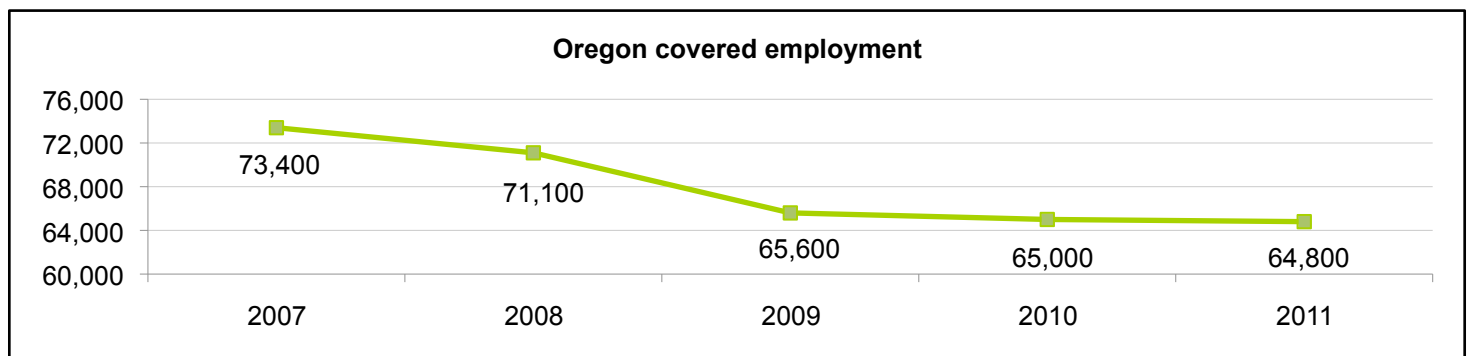
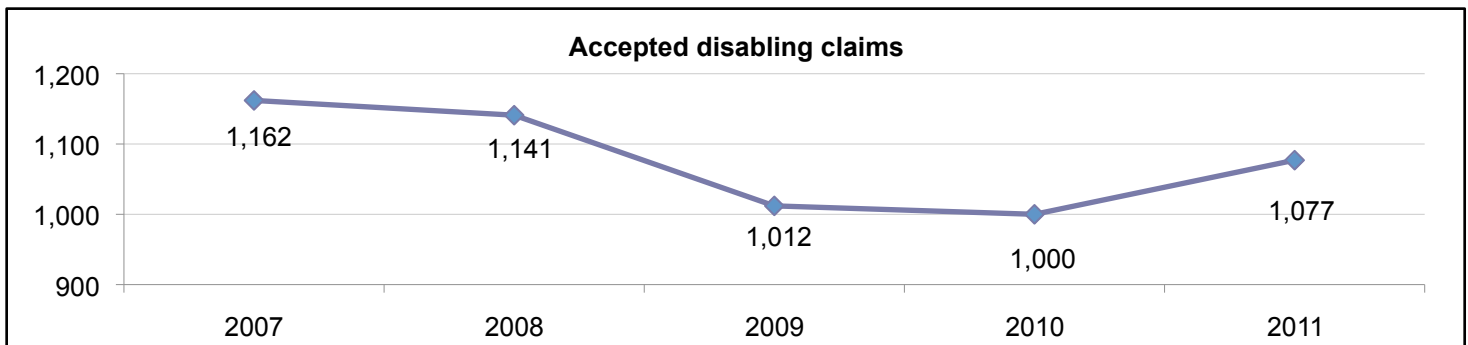
Source data are continually updated to be as accurate as possible, so report results may vary over time.

Source: Information Management Division, Oregon Department of Consumer and Business Services, August 2012.

## Accepted disabling claims and workers' compensation covered employment in agriculture, forestry, hunting, and fishing (NAICS 11), Oregon 2007-2011

The Agriculture, Forestry, Hunting, and Fishing sector comprises establishments primarily engaged in growing crops, raising animals, harvesting timber, and harvesting fish and other animals from a farm, ranch, or their natural habitats. The establishments in this sector are often described as farms, ranches, dairies, greenhouses, nurseries, orchards, or hatcheries. Logging and forestry are also included in this sector.

Excluded from the Agriculture, Forestry, Hunting, and Fishing sector are establishments primarily engaged in agricultural research and establishments primarily engaged in administering programs for regulating and conserving land, mineral, wildlife, and forest use.



Year	2007	2008	2009	2010	2011
<b>Claims</b>	1,162	1,141	1,012	1,000	1,077
<b>Employment</b>	73,400	71,100	65,600	65,000	64,800
<b>Rate</b>	1.6	1.6	1.5	1.5	1.7

Footnotes:

Accepted disabling claims are claims, accepted by insurers, arising from occupational injuries or diseases that entitle workers to compensation for disability or death.

Industry is classified according to the North American Industrial Classification System (NAICS), 2002 edition. Claims from employees of client leasing firms are reported in the industry in which the claimant was working at the time of injury.

This industry only includes claims and employees in the private sector. Establishments owned by state and local governments are categorized according to their respective ownership.

Employment figures are based on the Department of Consumer and Business Services' estimation of Oregon employment covered by workers' compensation.

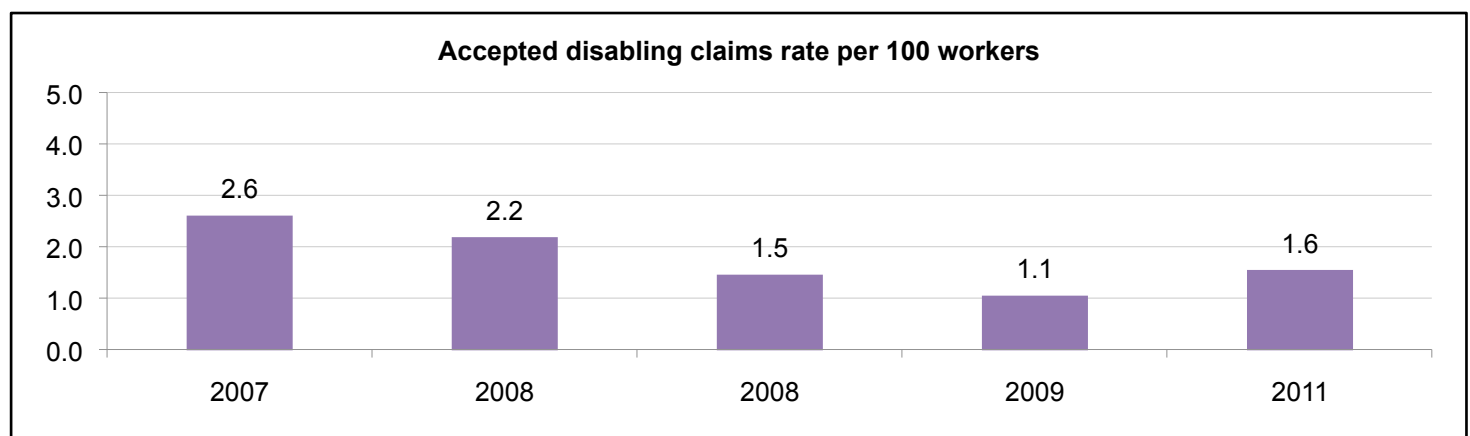
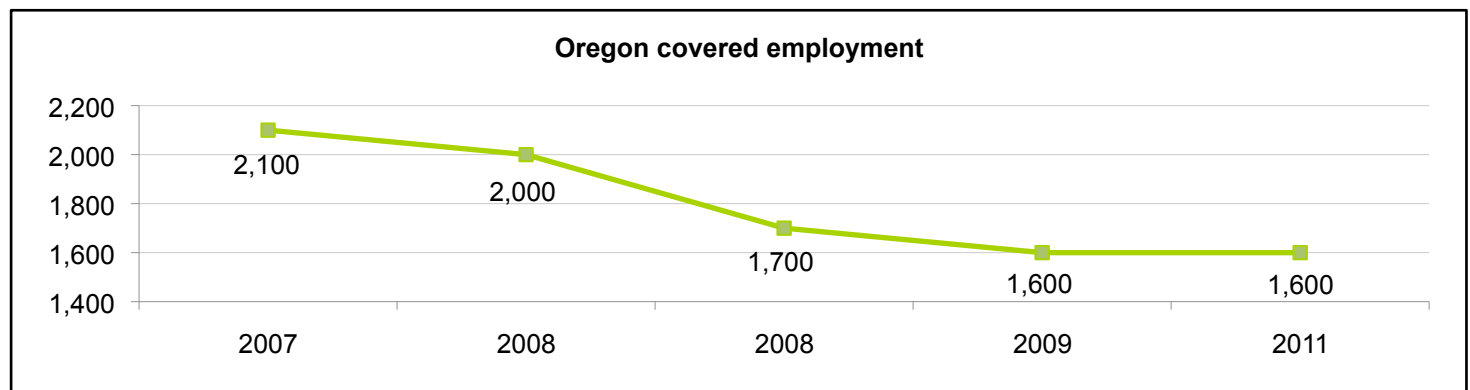
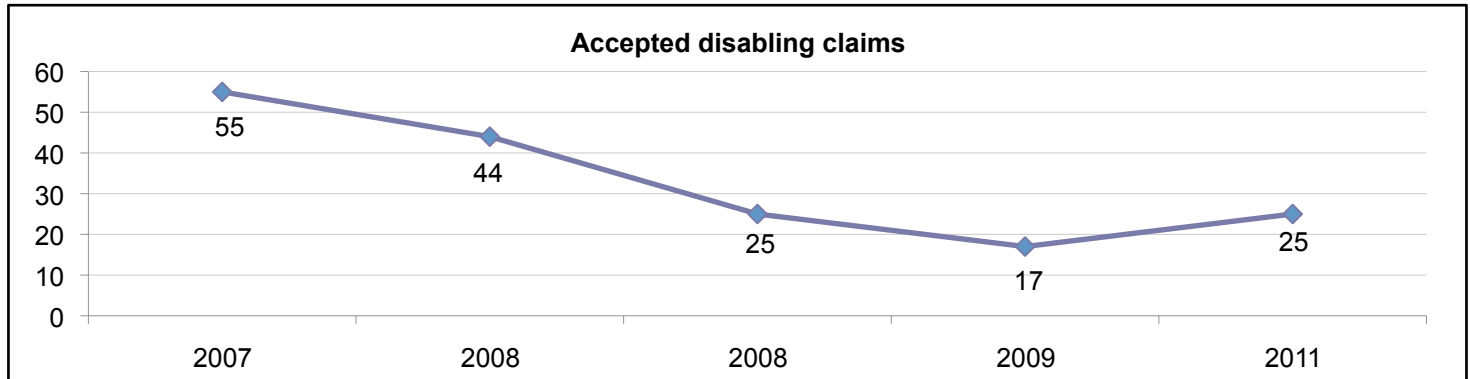
Claims rates represent the number of accepted disabling claims per 100 workers.

Source data are continually updated to be as accurate as possible, so report results may vary over time.

Source: Information Management Division, Oregon Department of Consumer and Business Services, August 2012

## Accepted disabling claims and workers' compensation covered employment in mining (NAICS 21), Oregon 2007-2011

The Mining sector comprises establishments that extract naturally occurring mineral solids, such as coal and ores; liquid minerals, such as crude petroleum; and gases, such as natural gas. The term mining is used in the broad sense to include quarrying, well operations, beneficiating (e.g., crushing, screening, washing, and flotation), and other preparation customarily performed at the mine site, or as a part of mining activity.



Year	2007	2008	2008	2009	2011
<b>Claims</b>	55	44	25	17	25
<b>Employment</b>	2,100	2,000	1,700	1,600	1,600
<b>Rate</b>	2.6	2.2	1.5	1.1	1.6

Footnotes:

Accepted disabling claims are claims, accepted by insurers, arising from occupational injuries or diseases that entitle workers to compensation for disability or death.

Industry is classified according to the North American Industrial Classification System (NAICS), 2002 edition. Claims from employees of client leasing firms are reported in the industry in which the claimant was working at the time of injury.

This industry only includes claims and employees in the private sector. Establishments owned by state and local governments are categorized according to their respective ownership.

Employment figures are based on the Department of Consumer and Business Services' estimation of Oregon employment covered by workers' compensation.

Claims rates represent the number of accepted disabling claims per 100 workers.

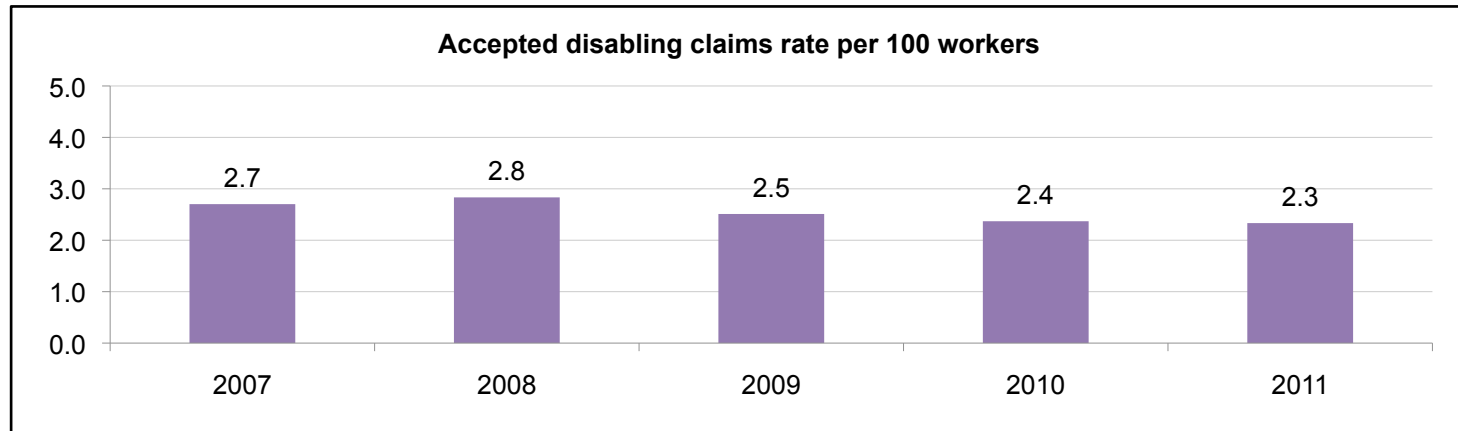
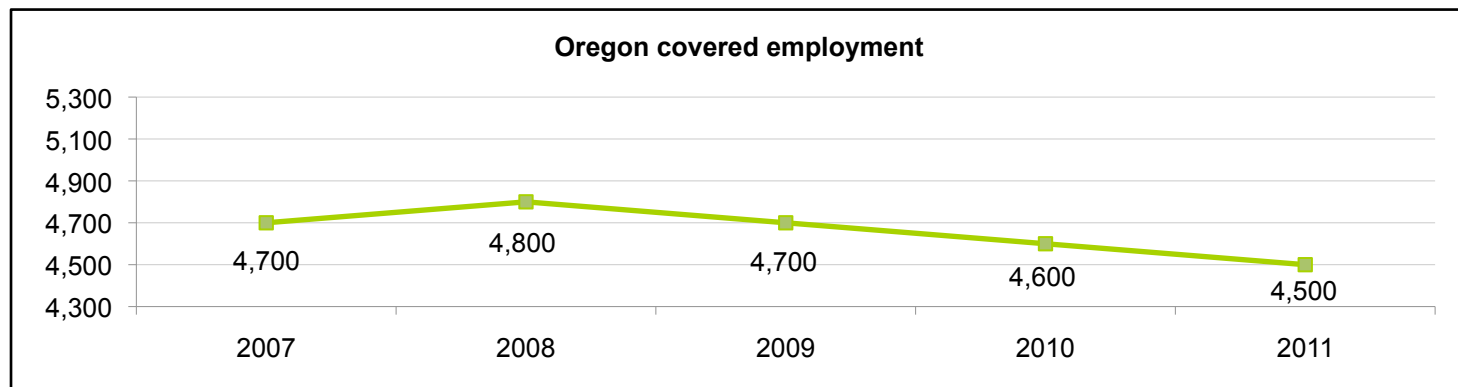
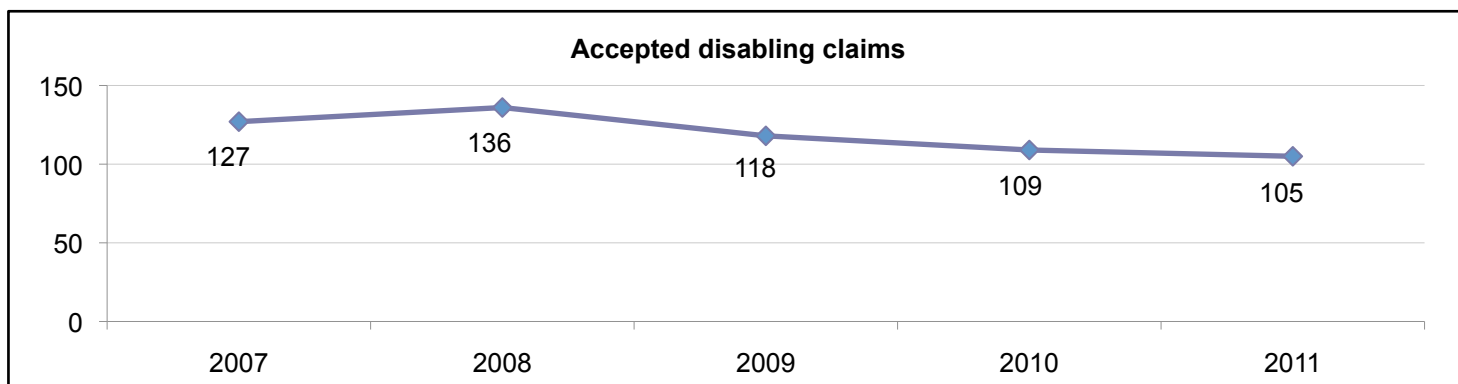
Source data are continually updated to be as accurate as possible, so report results may vary over time.

Source: Information Management Division, Oregon Department of Consumer and Business Services, August 2012

## Accepted disabling claims and workers' compensation covered employment in utilities (NAICS 22), Oregon 2007-2011

The Utilities sector comprises establishments engaged in providing electric power, natural gas, steam supply, water supply, and sewage removal. Within this sector, the specific activities associated with the utility services provided vary by utility: electric power includes generation, transmission, and distribution; natural gas includes distribution; steam supply includes provision and/or distribution; water supply includes treatment and distribution; and sewage removal includes collection, treatment, and disposal of waste through sewer systems and sewage treatment facilities.

Excluded from this sector are establishments primarily engaged in waste management services classified in Subsector 562, Waste Management and Remediation Services.



Year	2007	2008	2009	2010	2011
<b>Claims</b>	127	136	118	109	105
<b>Employment</b>	4,700	4,800	4,700	4,600	4,500
<b>Rate</b>	2.7	2.8	2.5	2.4	2.3

#### Footnotes:

Accepted disabling claims are claims, accepted by insurers, arising from occupational injuries or diseases that entitle workers to compensation for disability or death.

Industry is classified according to the North American Industrial Classification System (NAICS), 2002 edition. Claims from employees of client leasing firms are reported in the industry in which the claimant was working at the time of injury.

This industry only includes claims and employees in the private sector. Establishments owned by state and local governments are categorized according to their respective ownership.

Employment figures are based on the Department of Consumer and Business Services' estimation of Oregon employment covered by workers' compensation.

Claims rates represent the number of accepted disabling claims per 100 workers.

Source data are continually updated to be as accurate as possible, so report results may vary over time.

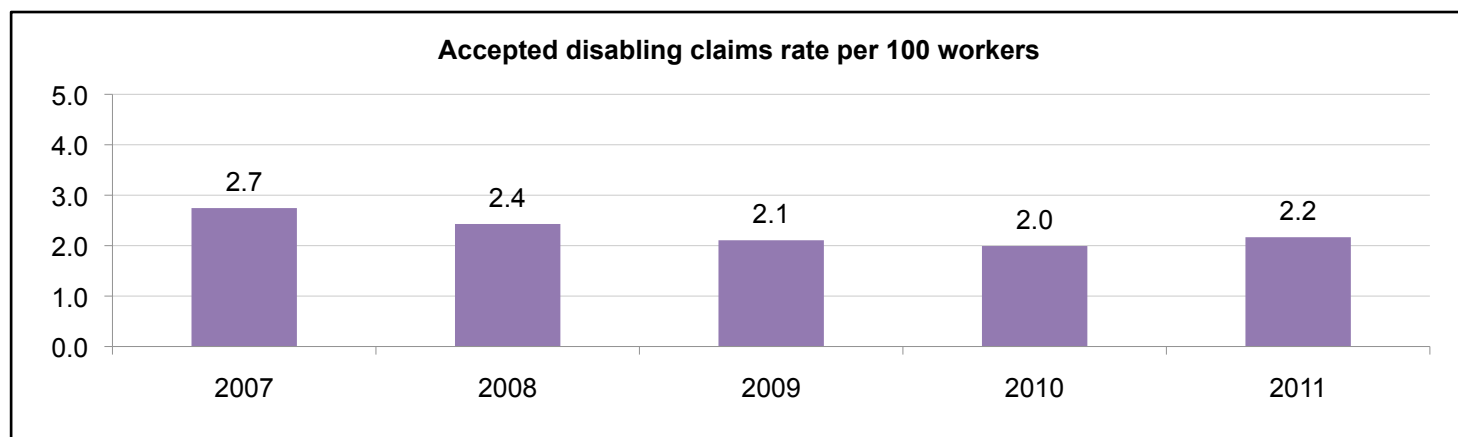
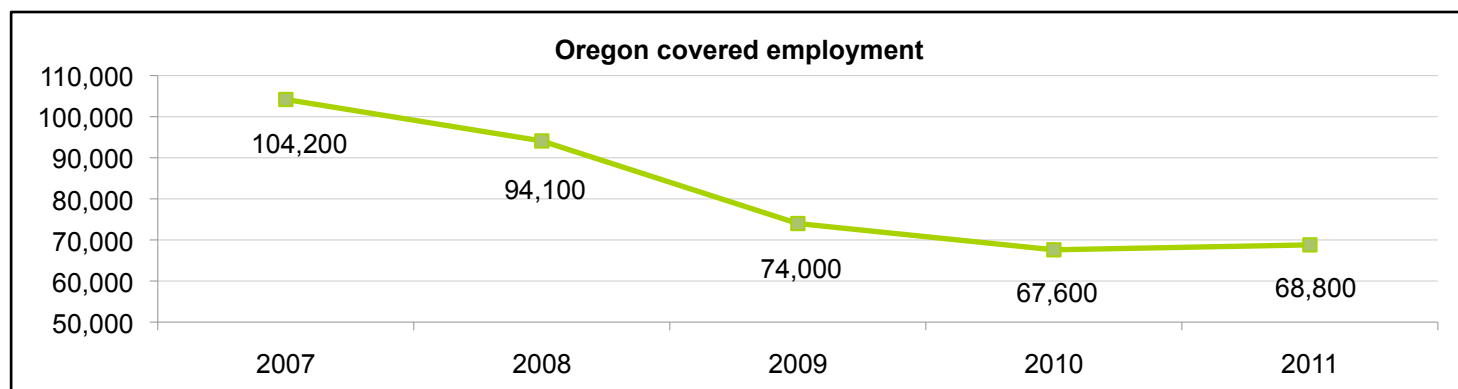
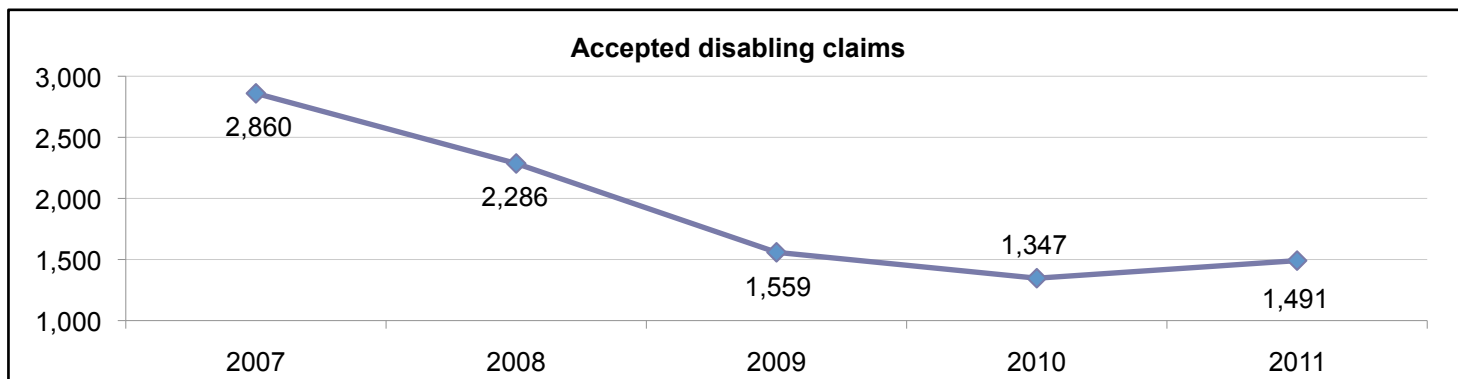
Source: Information Management Division, Oregon Department of Consumer and Business Services, August 2012



## Accepted disabling claims and workers' compensation covered employment in construction (NAICS 23), Oregon 2007-2011

The Construction sector comprises establishments primarily engaged in the construction of buildings or engineering projects (e.g., highways and utility systems). Establishments primarily engaged in the preparation of sites for new construction and establishments primarily engaged in subdividing land for sale as building sites also are included in this sector. Construction work done may include new work, additions, alterations, or maintenance and repairs.

The installation and the ongoing repair and maintenance of telecommunications and utility networks are excluded from Construction when the establishments performing the work are not independent contractors. Although a growing proportion of this work is subcontracted to independent contractors in the Construction sector, the operating units of telecommunications and utility companies performing this work are included with the telecommunications or utility activities.



Year	2007	2008	2009	2010	2011
<b>Claims</b>	2,860	2,286	1,559	1,347	1,491
<b>Employment</b>	104,200	94,100	74,000	67,600	68,800
<b>Rate</b>	2.7	2.4	2.1	2.0	2.2

#### Footnotes:

Accepted disabling claims are claims, accepted by insurers, arising from occupational injuries or diseases that entitle workers to compensation for disability or death.

Industry is classified according to the North American Industrial Classification System (NAICS), 2002 edition. Claims from employees of client leasing firms are reported in the industry in which the claimant was working at the time of injury.

This industry only includes claims and employees in the private sector. Establishments owned by state and local governments are categorized according to their respective ownership.

Employment figures are based on the Department of Consumer and Business Services' estimation of Oregon employment covered by workers' compensation.

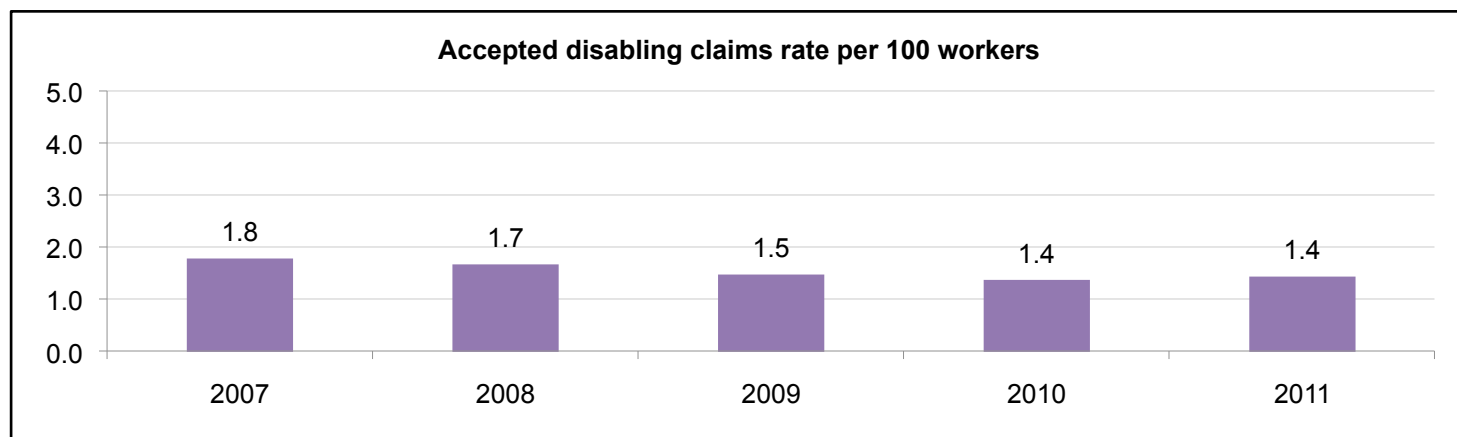
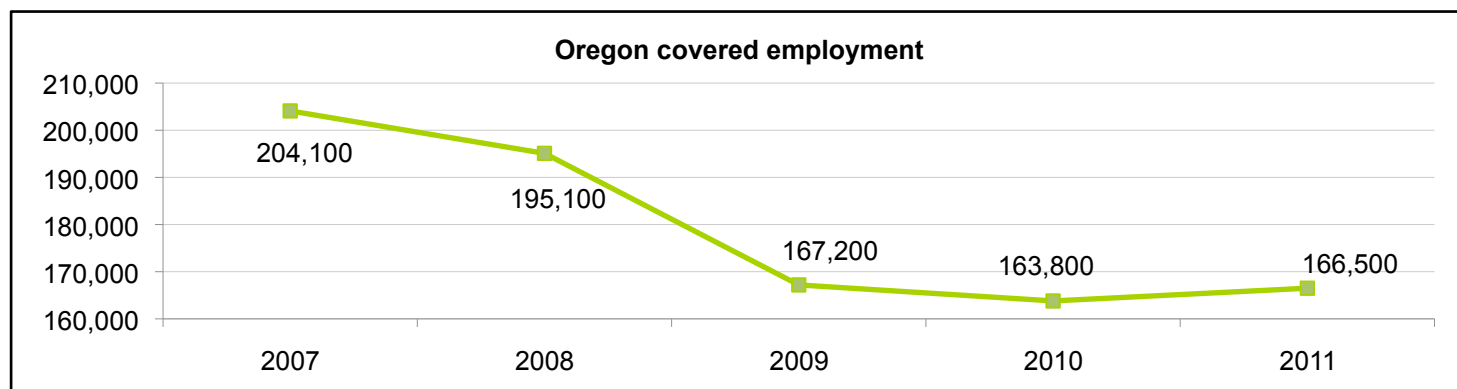
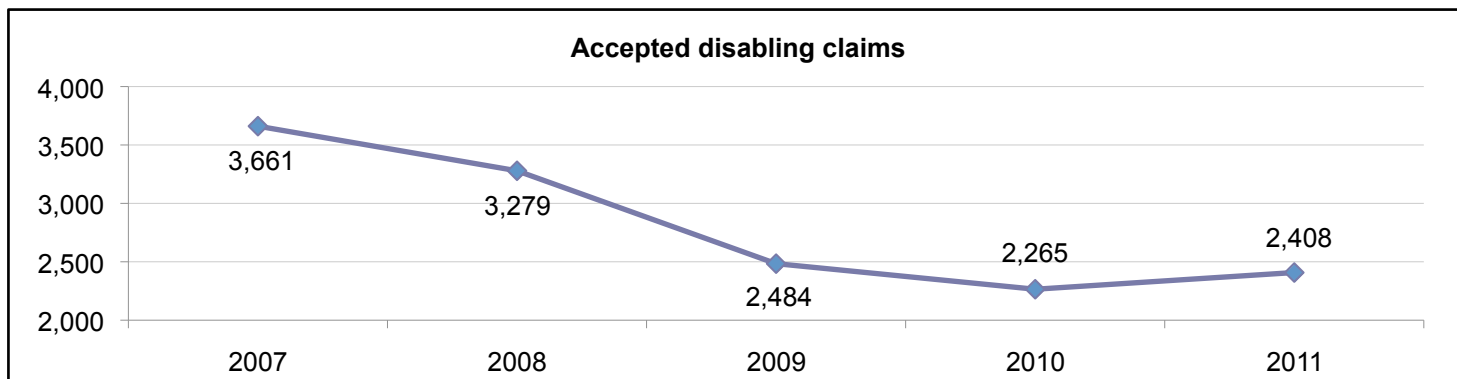
Claims rates represent the number of accepted disabling claims per 100 workers.

Source data are continually updated to be as accurate as possible, so report results may vary over time.

Source: Information Management Division, Oregon Department of Consumer and Business Services, August 2012

## Accepted disabling claims and workers' compensation covered employment in manufacturing (NAICS 31-33), Oregon 2007-2011

The Manufacturing sector comprises establishments engaged in the mechanical, physical, or chemical transformation of materials, substances, or components into new products. Establishments in the Manufacturing sector are often described as plants, factories, or mills and characteristically use power-driven machines and materials-handling equipment. However, establishments that transform materials or substances into new products by hand or in the worker's home and those engaged in selling to the general public products made on the same premises from which they are sold, such as bakeries, candy stores, and custom tailors, may also be included in this sector. Manufacturing establishments may process materials or may contract with other establishments to process their materials for them.



Year	2007	2008	2009	2010	2011
<b>Claims</b>	3,661	3,279	2,484	2,265	2,408
<b>Employment</b>	204,100	195,100	167,200	163,800	166,500
<b>Rate</b>	1.8	1.7	1.5	1.4	1.4

Footnotes:

Accepted disabling claims are claims, accepted by insurers, arising from occupational injuries or diseases that entitle workers to compensation for disability or death.

Industry is classified according to the North American Industrial Classification System (NAICS), 2002 edition. Claims from employees of client leasing firms are reported in the industry in which the claimant was working at the time of injury.

This industry only includes claims and employees in the private sector. Establishments owned by state and local governments are categorized according to their respective ownership.

Employment figures are based on the Department of Consumer and Business Services' estimation of Oregon employment covered by workers' compensation.

Claims rates represent the number of accepted disabling claims per 100 workers.

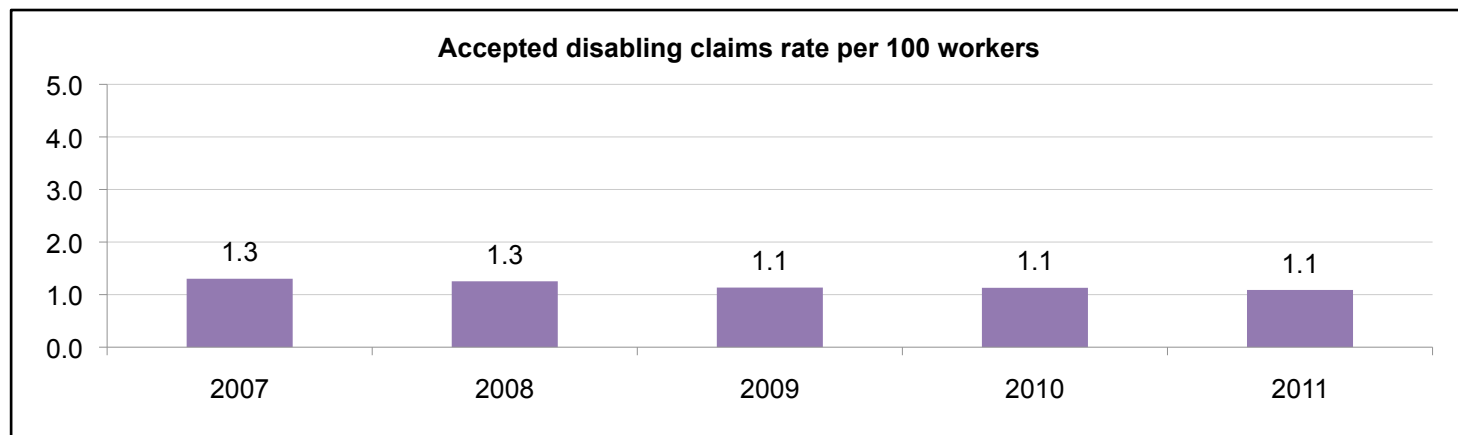
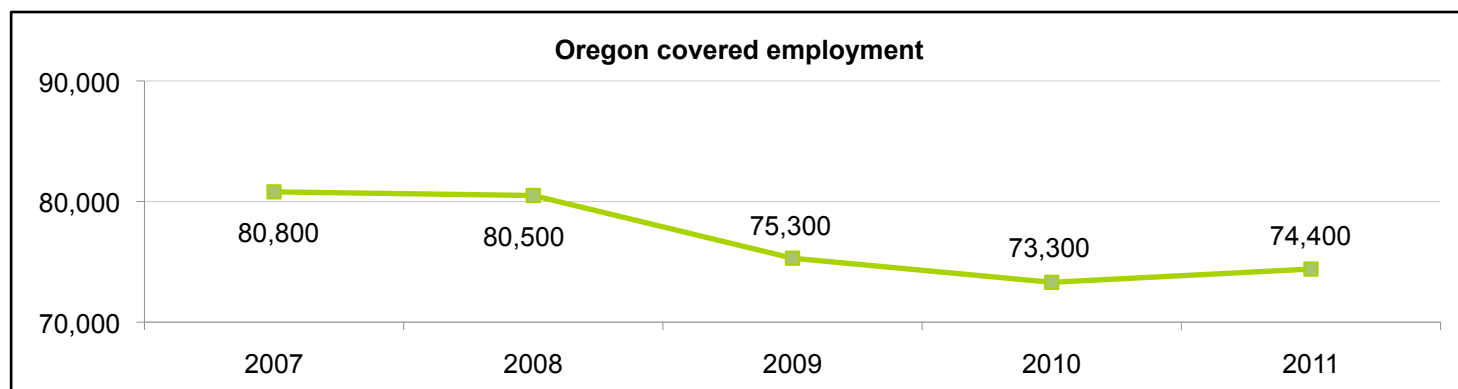
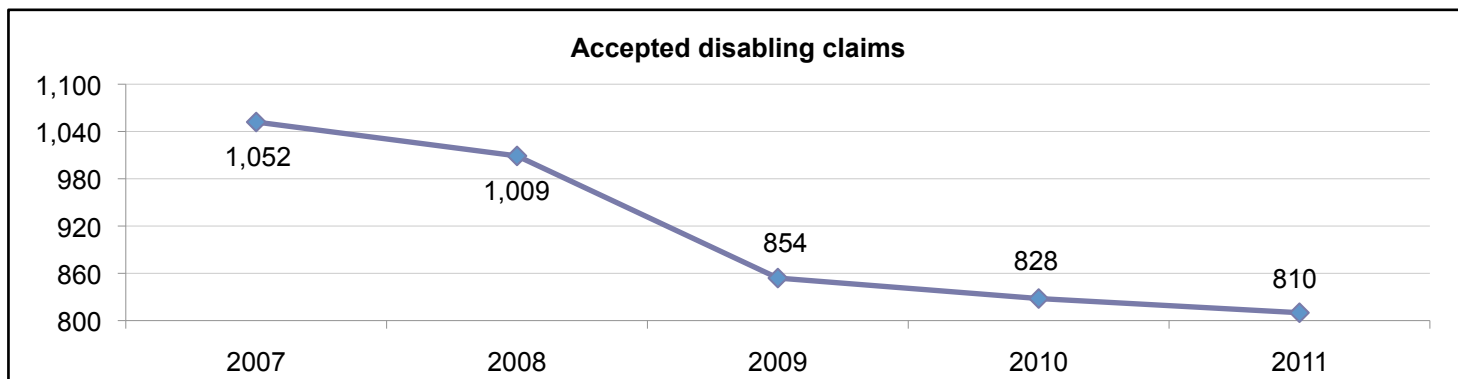
Source data are continually updated to be as accurate as possible, so report results may vary over time.

Source: Information Management Division, Oregon Department of Consumer and Business Services, August 2012

## Accepted disabling claims and workers' compensation covered employment in wholesale trade (NAICS 42), Oregon 2007-2011

The Wholesale Trade sector comprises establishments engaged in wholesaling merchandise. The wholesaling process is an intermediate step in the distribution of merchandise. Wholesalers are organized to sell or arrange the purchase or sale of (a) goods for resale (i.e., goods sold to other wholesalers or retailers), (b) capital or durable nonconsumer goods, and (c) raw and intermediate materials and supplies used in production.

Wholesalers sell merchandise to other businesses and normally operate from a warehouse or office. These warehouses and offices are characterized by having little or no display of merchandise. In addition, neither the design nor the location of the premises is intended to solicit walk-in traffic. In fact, transactions are often conducted between wholesalers and clients that have long-standing business relationships.



Year	2007	2008	2009	2010	2011
<b>Claims</b>	1,052	1,009	854	828	810
<b>Employment</b>	80,800	80,500	75,300	73,300	74,400
<b>Rate</b>	1.3	1.3	1.1	1.1	1.1

#### Footnotes:

Accepted disabling claims are claims, accepted by insurers, arising from occupational injuries or diseases that entitle workers to compensation for disability or death.

Industry is classified according to the North American Industrial Classification System (NAICS), 2002 edition. Claims from employees of client leasing firms are reported in the industry in which the claimant was working at the time of injury.

This industry only includes claims and employees in the private sector. Establishments owned by state and local governments are categorized according to their respective ownership.

Employment figures are based on the Department of Consumer and Business Services' estimation of Oregon employment covered by workers' compensation.

Claims rates represent the number of accepted disabling claims per 100 workers.

Source data are continually updated to be as accurate as possible, so report results may vary over time.

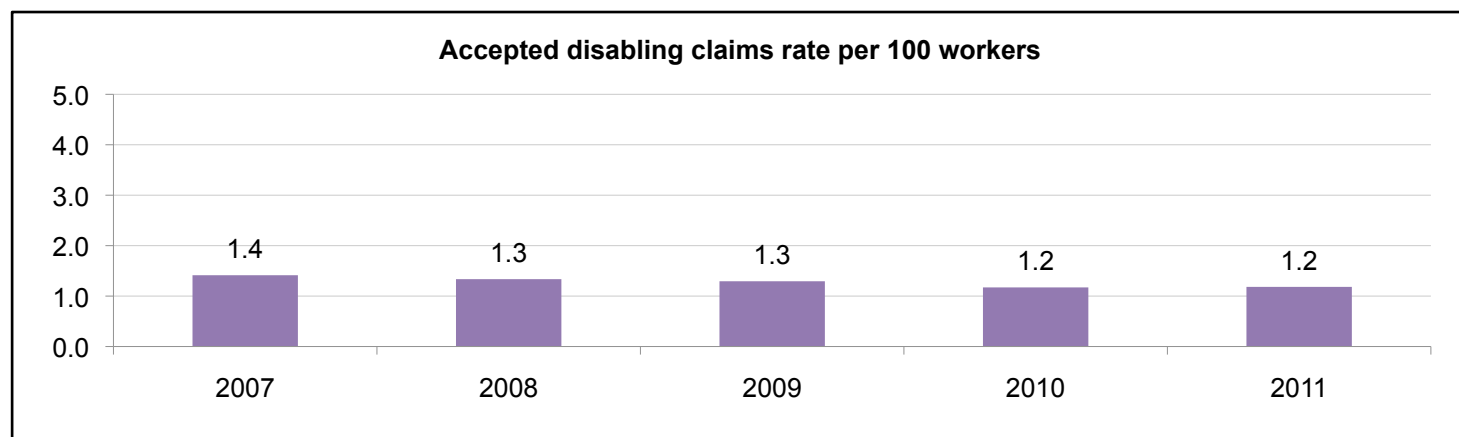
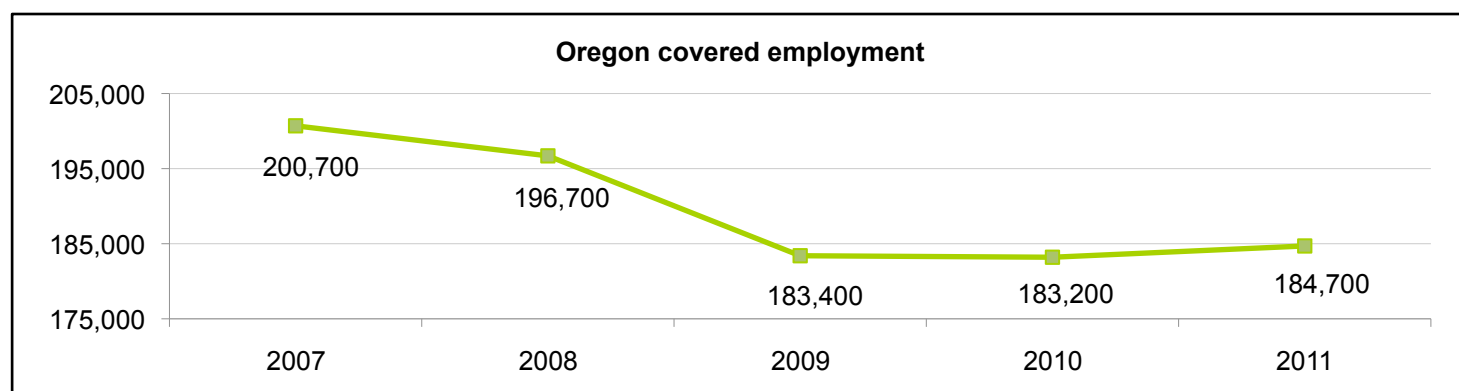
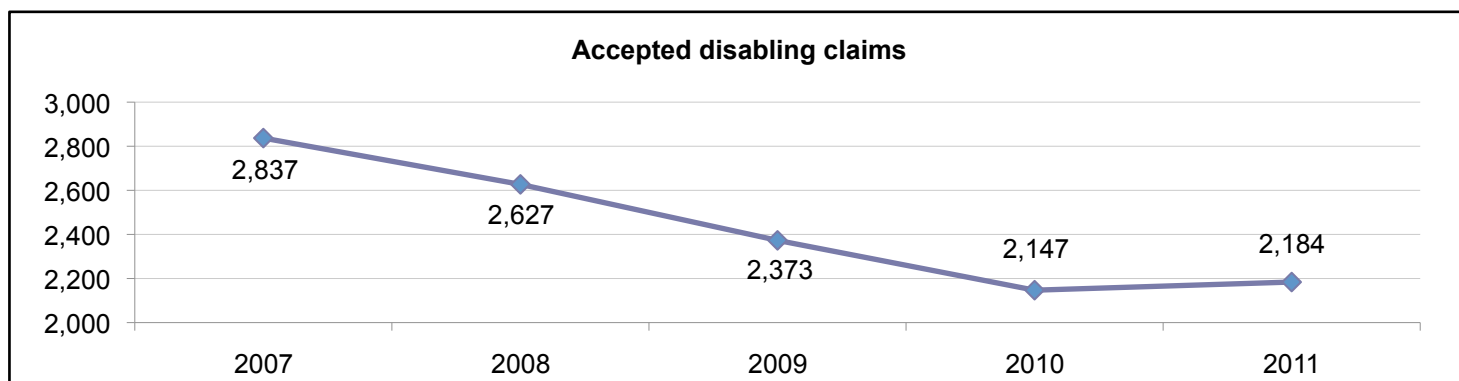
Source: Information Management Division, Oregon Department of Consumer and Business Services, August 2012

## Accepted disabling claims and workers' compensation covered employment in retail trade (NAICS 44-45), Oregon 2007-2011

The Retail Trade sector comprises establishments engaged in retailing merchandise. The retailing process is the final step in the distribution of merchandise and is organized to sell merchandise in small quantities to the general public. This sector comprises two main types of retailers: store and nonstore retailers.

Store retailers operate fixed point-of-sale locations, located and designed to attract a high volume of walk-in customers. They typically sell merchandise to the general public for personal or household consumption, but some also serve business and institutional clients.

Nonstore retailers reach customers and market merchandise through direct-response advertising, paper and electronic catalogs, door-to-door solicitation, in-home demonstration, vending machines, and the like.



Year	2007	2008	2009	2010	2011
<b>Claims</b>	2,837	2,627	2,373	2,147	2,184
<b>Employment</b>	200,700	196,700	183,400	183,200	184,700
<b>Rate</b>	1.4	1.3	1.3	1.2	1.2

Footnotes:

Accepted disabling claims are claims, accepted by insurers, arising from occupational injuries or diseases that entitle workers to compensation for disability or death.

Industry is classified according to the North American Industrial Classification System (NAICS), 2002 edition. Claims from employees of client leasing firms are reported in the industry in which the claimant was working at the time of injury.

This industry only includes claims and employees in the private sector. Establishments owned by state and local governments are categorized according to their respective ownership.

Employment figures are based on the Department of Consumer and Business Services' estimation of Oregon employment covered by workers' compensation.

Claims rates represent the number of accepted disabling claims per 100 workers.

Source data are continually updated to be as accurate as possible, so report results may vary over time.

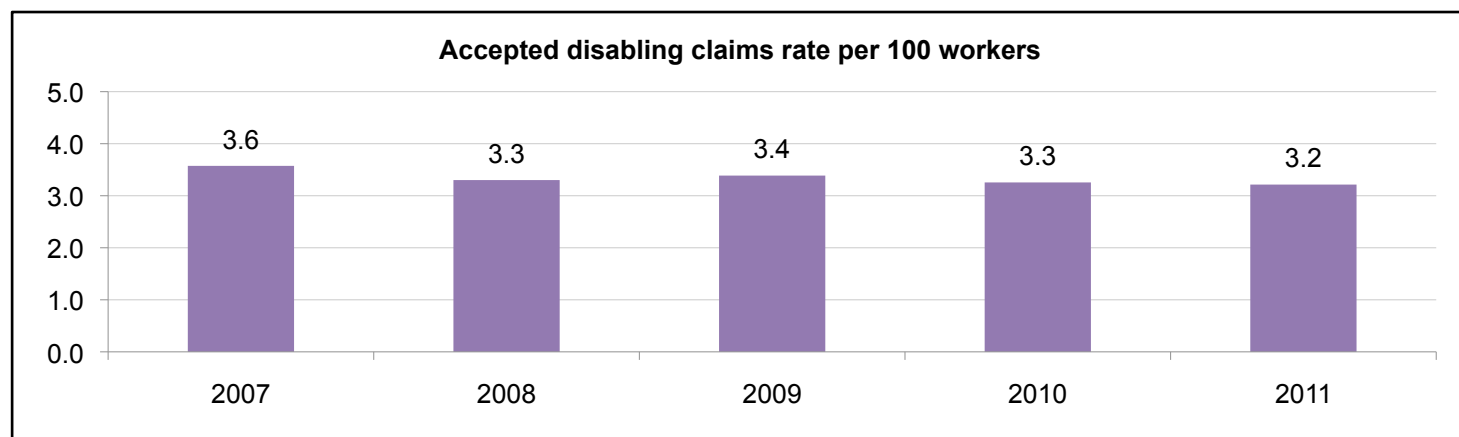
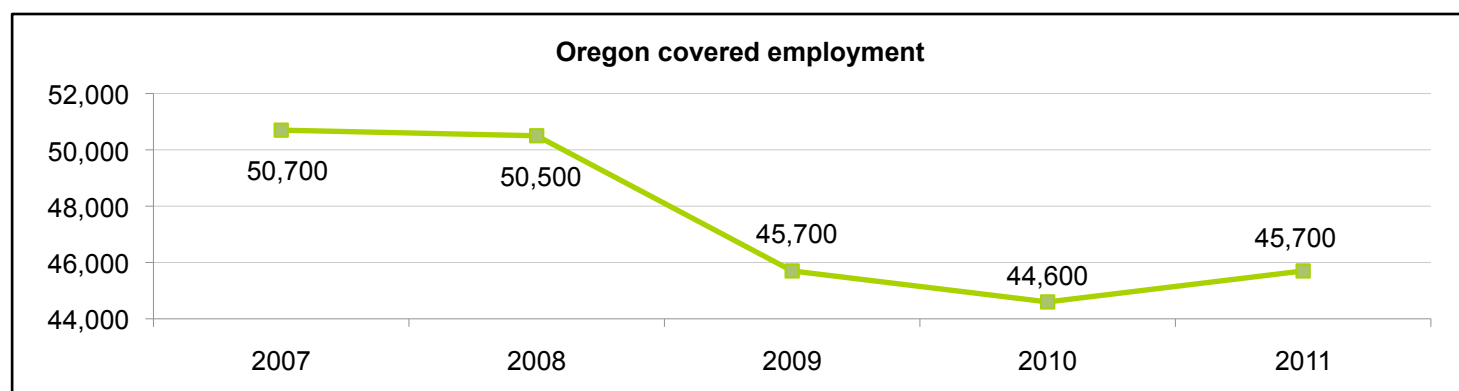
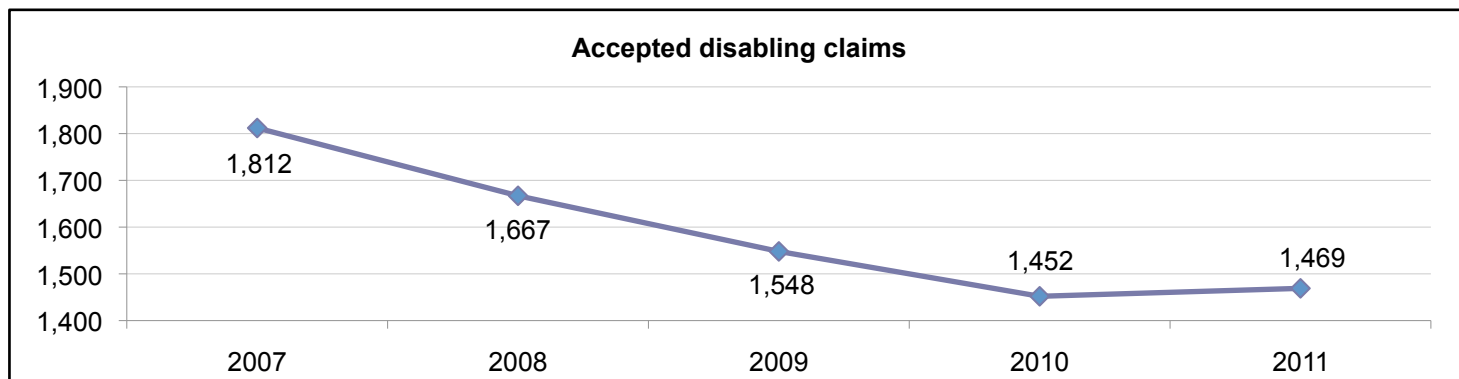
Source: Information Management Division, Oregon Department of Consumer and Business Services, August 2012



## Accepted disabling claims and workers' compensation covered employment in transportation and warehousing (NAICS 48-49), Oregon 2007-2011

The Transportation and Warehousing sector includes industries providing transportation of passengers and cargo, warehousing and storage for goods, scenic and sightseeing transportation, and support activities related to modes of transportation. The type of equipment depends on the mode of transportation, including air, rail, water, road, and pipeline. Warehousing establishments in this sector are distinguished from merchant wholesaling in that the warehouse establishments do not sell the goods.

Excluded from this sector are establishments primarily engaged in providing travel agent services that support transportation and other establishments, such as hotels, businesses, and government agencies. These establishments are classified in Sector 56, Administrative and Support and Waste Management and Remediation Services. Also, establishments primarily engaged in providing rental and leasing of transportation equipment without an operator are classified in Subsector 532, Rental and Leasing Services.



Year	2007	2008	2009	2010	2011
<b>Claims</b>	1,812	1,667	1,548	1,452	1,469
<b>Employment</b>	50,700	50,500	45,700	44,600	45,700
<b>Rate</b>	3.6	3.3	3.4	3.3	3.2

Footnotes:

Accepted disabling claims are claims, accepted by insurers, arising from occupational injuries or diseases that entitle workers to compensation for disability or death.

Industry is classified according to the North American Industrial Classification System (NAICS), 2002 edition. Claims from employees of client leasing firms are reported in the industry in which the claimant was working at the time of injury.

This industry only includes claims and employees in the private sector. Establishments owned by state and local governments are categorized according to their respective ownership.

Employment figures are based on the Department of Consumer and Business Services' estimation of Oregon employment covered by workers' compensation.

Claims rates represent the number of accepted disabling claims per 100 workers.

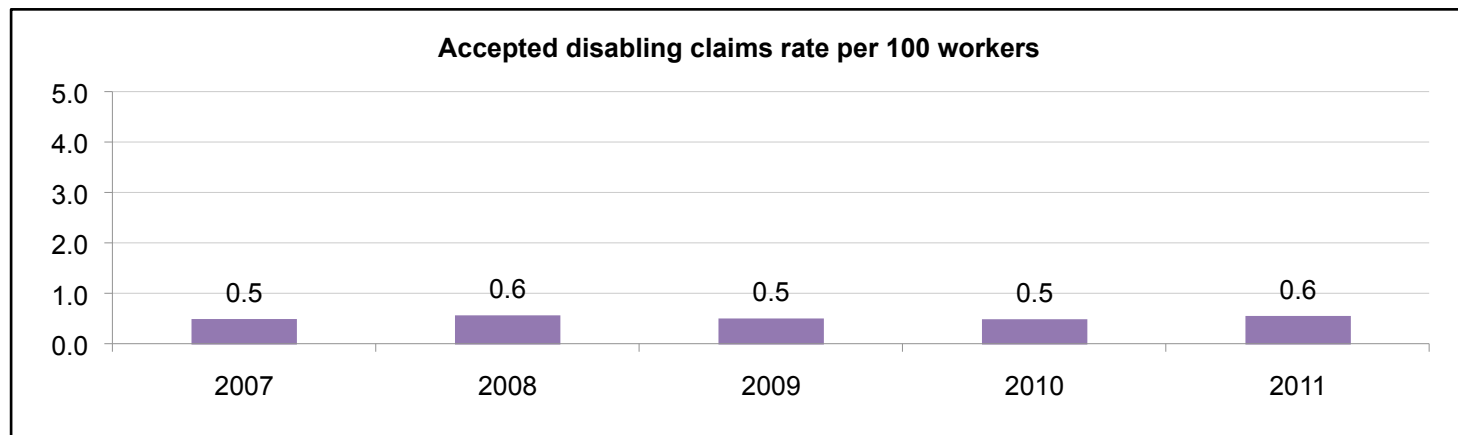
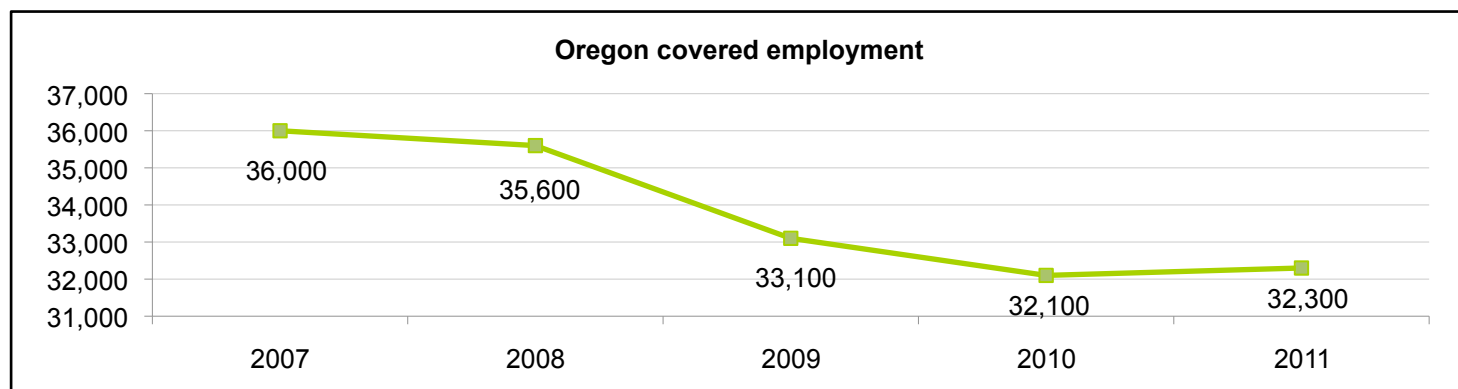
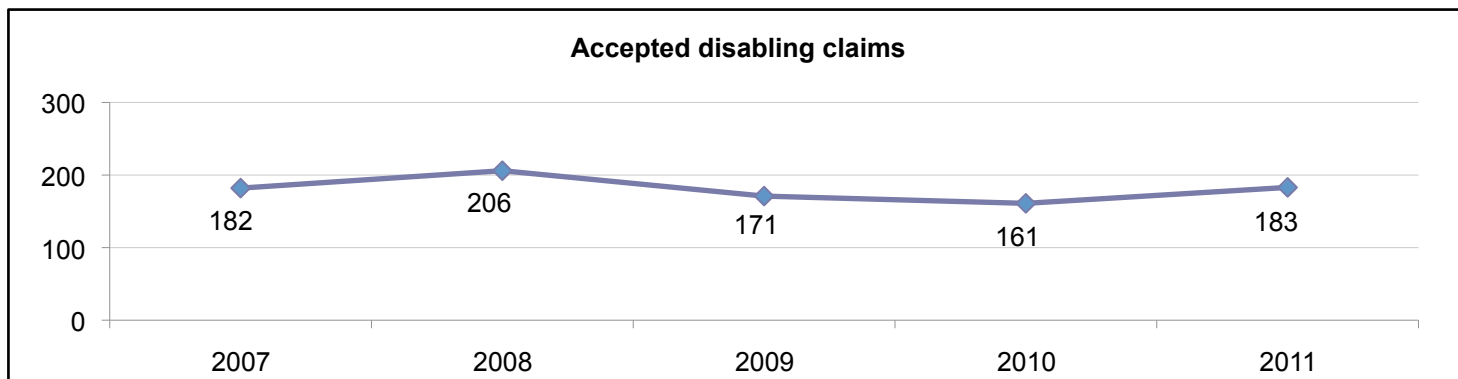
Source data are continually updated to be as accurate as possible, so report results may vary over time.

Source: Information Management Division, Oregon Department of Consumer and Business Services, August 2012

## Accepted disabling claims and workers' compensation covered employment in information (NAICS 51), Oregon 2007-2011

The Information sector comprises establishments engaged in producing and distributing information and cultural products, providing the means to transmit or distribute these products as well as data or communications, and processing data.

The main components of this sector are the publishing industries, including software publishing, and both traditional publishing and publishing exclusively on the Internet; the motion picture and sound recording industries; the broadcasting industries, including traditional broadcasting and those broadcasting exclusively over the Internet; the telecommunications industries; and the industries known as Internet service providers and Web search portals, data processing industries, and the information services industries. Many of the industries in the Information sector are engaged in producing products protected by copyright law, or in distributing them (other than distribution by traditional wholesale and retail methods).



Year	2007	2008	2009	2010	2011
<b>Claims</b>	182	206	171	161	183
<b>Employment</b>	36,000	35,600	33,100	32,100	32,300
<b>Rate</b>	0.5	0.6	0.5	0.5	0.6

Footnotes:

Accepted disabling claims are claims, accepted by insurers, arising from occupational injuries or diseases that entitle workers to compensation for disability or death.

Industry is classified according to the North American Industrial Classification System (NAICS), 2002 edition. Claims from employees of client leasing firms are reported in the industry in which the claimant was working at the time of injury.

This industry only includes claims and employees in the private sector. Establishments owned by state and local governments are categorized according to their respective ownership.

Employment figures are based on the Department of Consumer and Business Services' estimation of Oregon employment covered by workers' compensation.

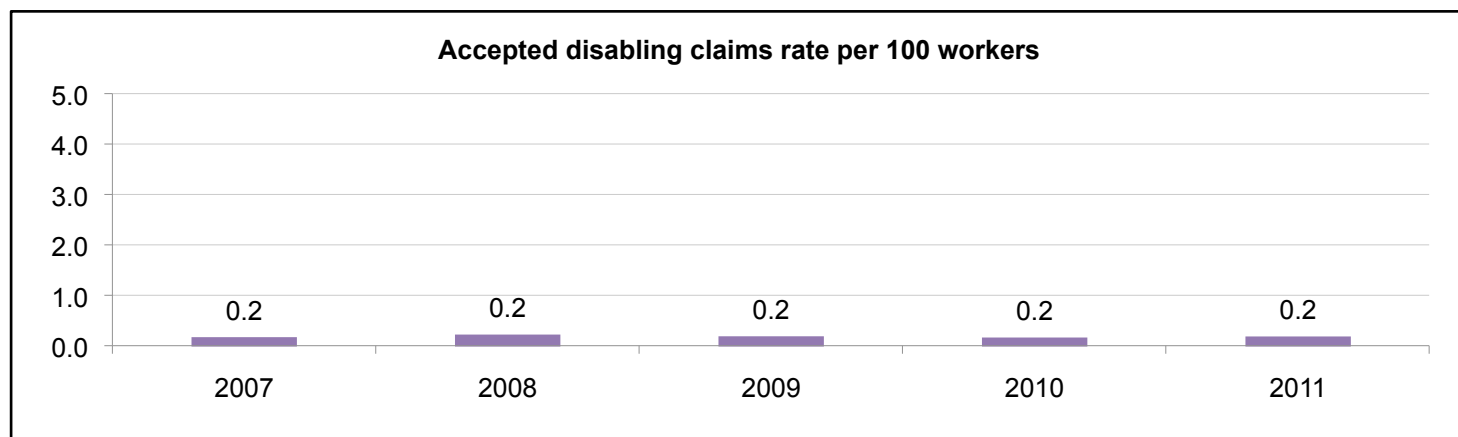
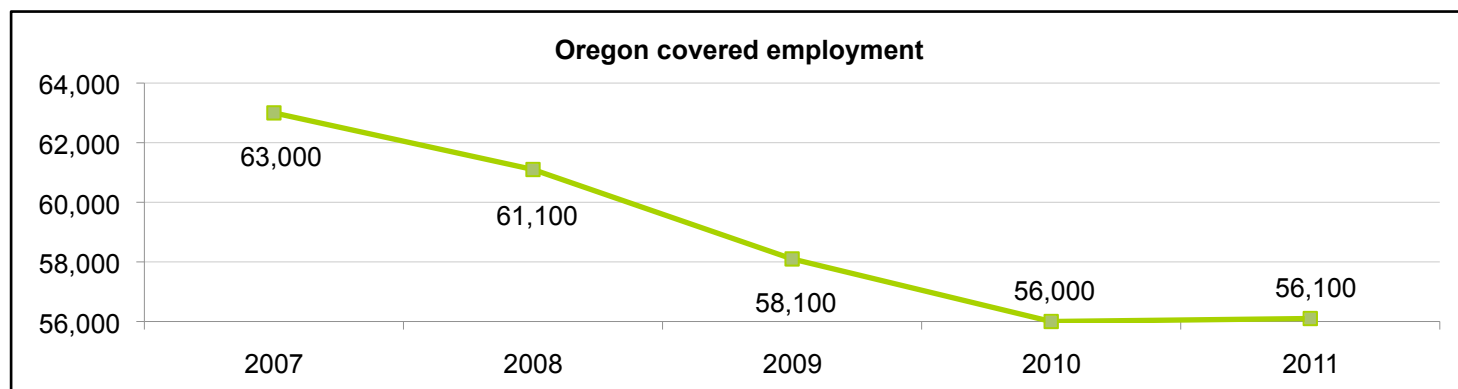
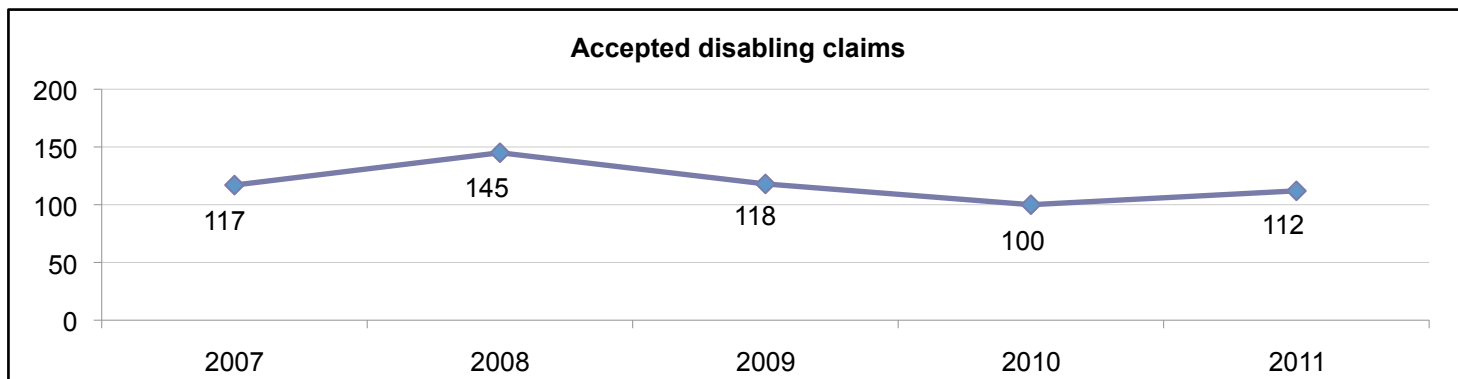
Claims rates represent the number of accepted disabling claims per 100 workers.

Source data are continually updated to be as accurate as possible, so report results may vary over time.

Source: Information Management Division, Oregon Department of Consumer and Business Services, August 2012

## Accepted disabling claims and workers' compensation covered employment in finance and insurance (NAICS 52), Oregon 2007-2011

The Finance and Insurance sector comprises establishments primarily engaged in financial transactions (transactions involving the creation, liquidation, or change in ownership of financial assets) and/or in facilitating financial transactions. This sector includes establishments engaged in: raising funds by taking deposits and/or issuing securities and, in the process, incurring liabilities; pooling of risk by underwriting insurance and annuities; and providing specialized services facilitating or supporting financial intermediation, insurance, and employee benefit programs. In addition, monetary authorities charged with monetary control are included in this sector.



Year	2007	2008	2009	2010	2011
<b>Claims</b>	117	145	118	100	112
<b>Employment</b>	63,000	61,100	58,100	56,000	56,100
<b>Rate</b>	0.2	0.2	0.2	0.2	0.2

Footnotes:

Accepted disabling claims are claims, accepted by insurers, arising from occupational injuries or diseases that entitle workers to compensation for disability or death.

Industry is classified according to the North American Industrial Classification System (NAICS), 2002 edition. Claims from employees of client leasing firms are reported in the industry in which the claimant was working at the time of injury.

This industry only includes claims and employees in the private sector. Establishments owned by state and local governments are categorized according to their respective ownership.

Employment figures are based on the Department of Consumer and Business Services' estimation of Oregon employment covered by workers' compensation.

Claims rates represent the number of accepted disabling claims per 100 workers.

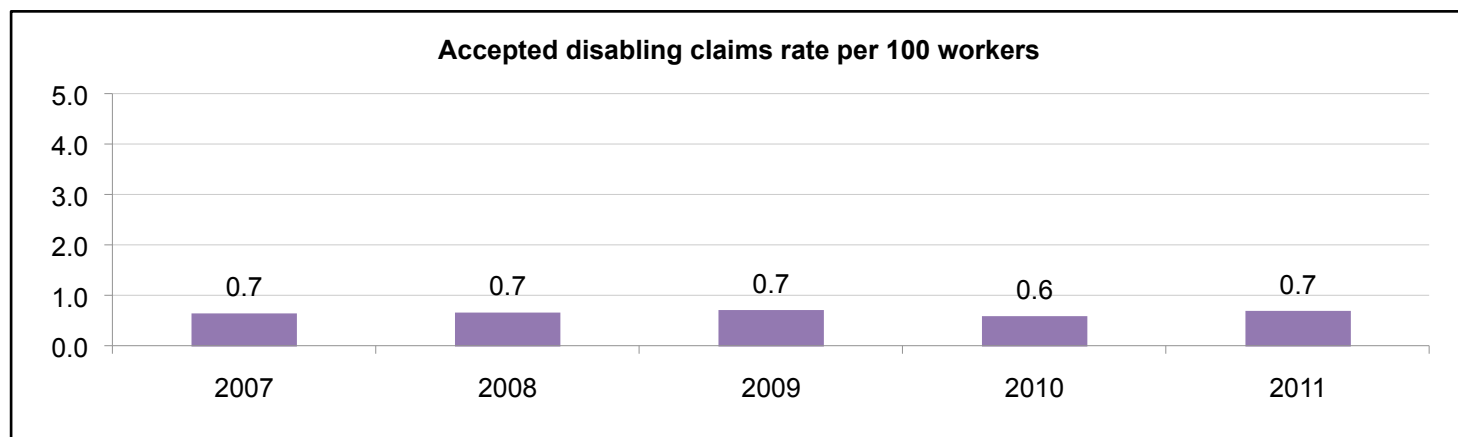
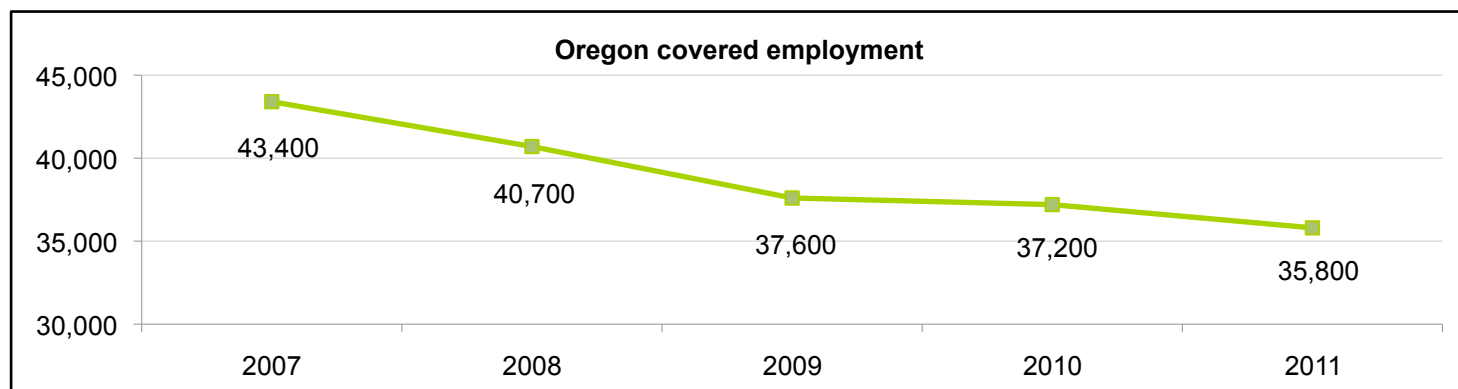
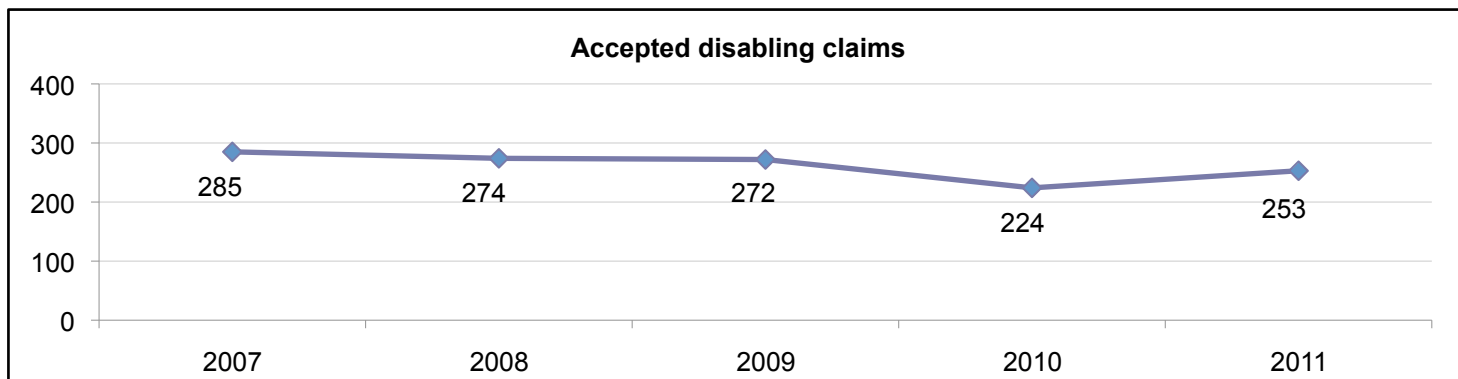
Source data are continually updated to be as accurate as possible, so report results may vary over time.

Source: Information Management Division, Oregon Department of Consumer and Business Services, August 2012

## Accepted disabling claims and workers' compensation covered employment in real estate and rental and leasing (NAICS 53), Oregon 2007-2011

The Real Estate and Rental and Leasing sector comprises establishments primarily engaged in renting, leasing, or otherwise allowing the use of tangible or intangible assets. This sector also includes establishments primarily engaged in managing real estate for others; selling, renting, and/or buying real estate for others; and appraising real estate.

Excluded from this sector are real estate investment trusts (REITS) and establishments primarily engaged in renting or leasing equipment with operators. REITS are classified in Subsector 525, Funds, Trusts, and Other Financial Vehicles. Establishments renting or leasing equipment with operators are classified in various subsectors of NAICS depending on the nature of the services provided (e.g., transportation, construction, agriculture).



Year	2007	2008	2009	2010	2011
<b>Claims</b>	285	274	272	224	253
<b>Employment</b>	43,400	40,700	37,600	37,200	35,800
<b>Rate</b>	0.7	0.7	0.7	0.6	0.7

#### Footnotes:

Accepted disabling claims are claims, accepted by insurers, arising from occupational injuries or diseases that entitle workers to compensation for disability or death.

Industry is classified according to the North American Industrial Classification System (NAICS), 2002 edition. Claims from employees of client leasing firms are reported in the industry in which the claimant was working at the time of injury.

This industry only includes claims and employees in the private sector. Establishments owned by state and local governments are categorized according to their respective ownership.

Employment figures are based on the Department of Consumer and Business Services' estimation of Oregon employment covered by workers' compensation.

Claims rates represent the number of accepted disabling claims per 100 workers.

Source data are continually updated to be as accurate as possible, so report results may vary over time.

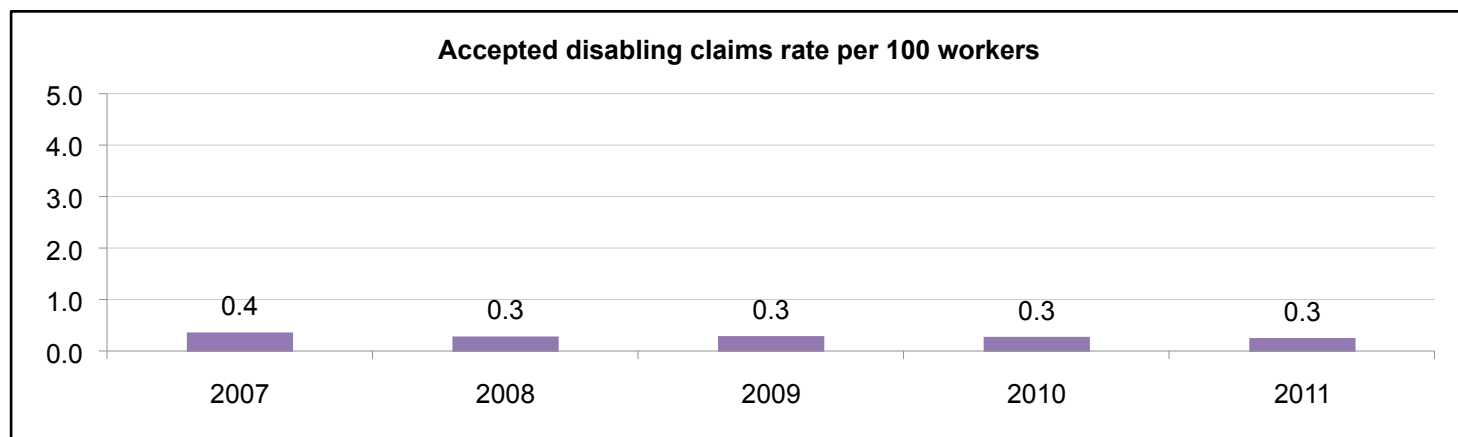
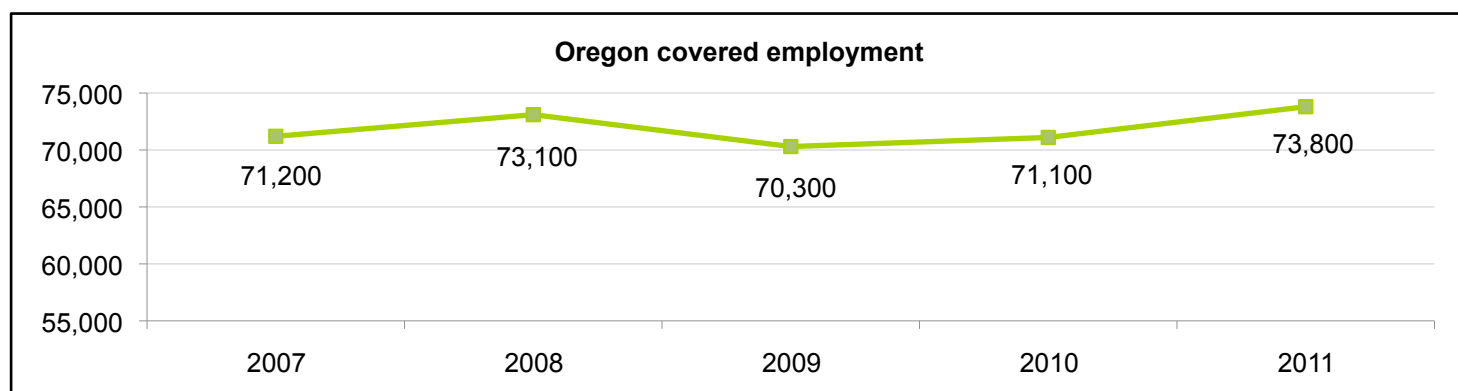
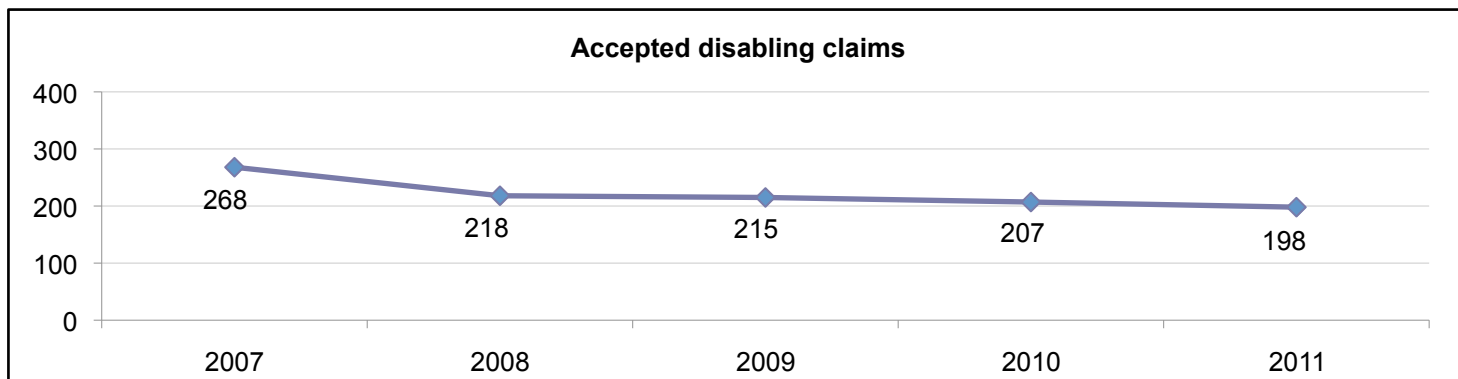
Source: Information Management Division, Oregon Department of Consumer and Business Services, August 2012



## Accepted disabling claims and workers' compensation covered employment in professional and technical services (NAICS 54), Oregon 2007-2011

The Professional, Scientific, and Technical Services sector comprises establishments that specialize in performing professional, scientific, and technical activities for others. These activities require a high degree of expertise and training, including legal advice and representation; accounting, bookkeeping, and payroll services; architectural, engineering, and specialized design services; computer services; consulting services; research services; advertising services; photographic services; translation and interpretation services; veterinary services; and other professional, scientific, and technical services.

This sector excludes establishments primarily engaged in providing a range of day-to-day office administrative services, such as financial planning, billing and recordkeeping, personnel, and physical distribution and logistics. These establishments are classified in Sector 56, Administrative and Support and Waste Management and Remediation Services.



Year	2007	2008	2009	2010	2011
<b>Claims</b>	268	218	215	207	198
<b>Employment</b>	71,200	73,100	70,300	71,100	73,800
<b>Rate</b>	0.4	0.3	0.3	0.3	0.3

Footnotes:

Accepted disabling claims are claims, accepted by insurers, arising from occupational injuries or diseases that entitle workers to compensation for disability or death.

Industry is classified according to the North American Industrial Classification System (NAICS), 2002 edition. Claims from employees of client leasing firms are reported in the industry in which the claimant was working at the time of injury.

This industry only includes claims and employees in the private sector. Establishments owned by state and local governments are categorized according to their respective ownership.

Employment figures are based on the Department of Consumer and Business Services' estimation of Oregon employment covered by workers' compensation.

Claims rates represent the number of accepted disabling claims per 100 workers.

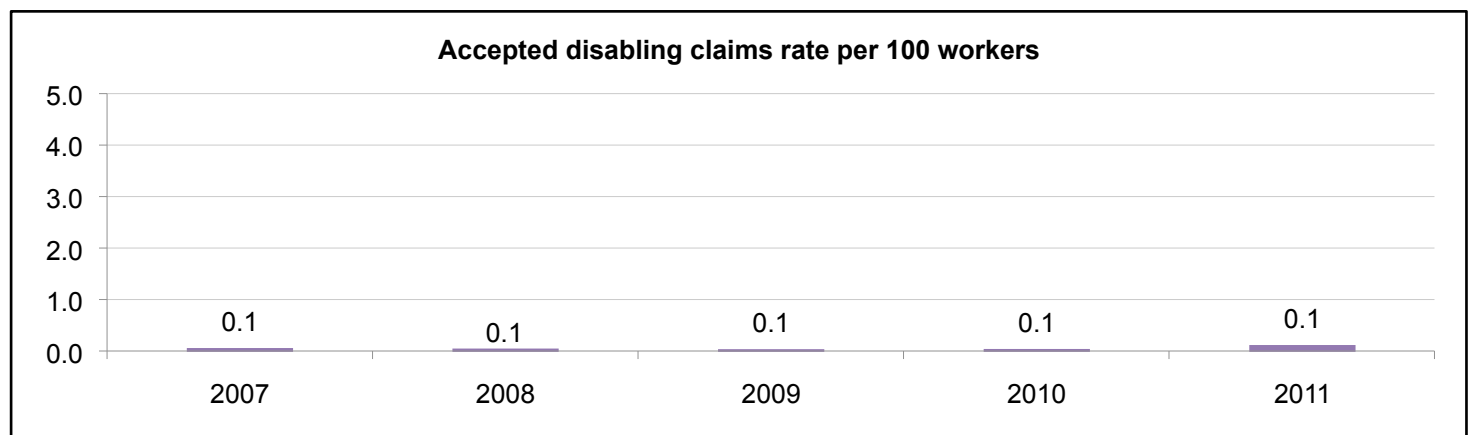
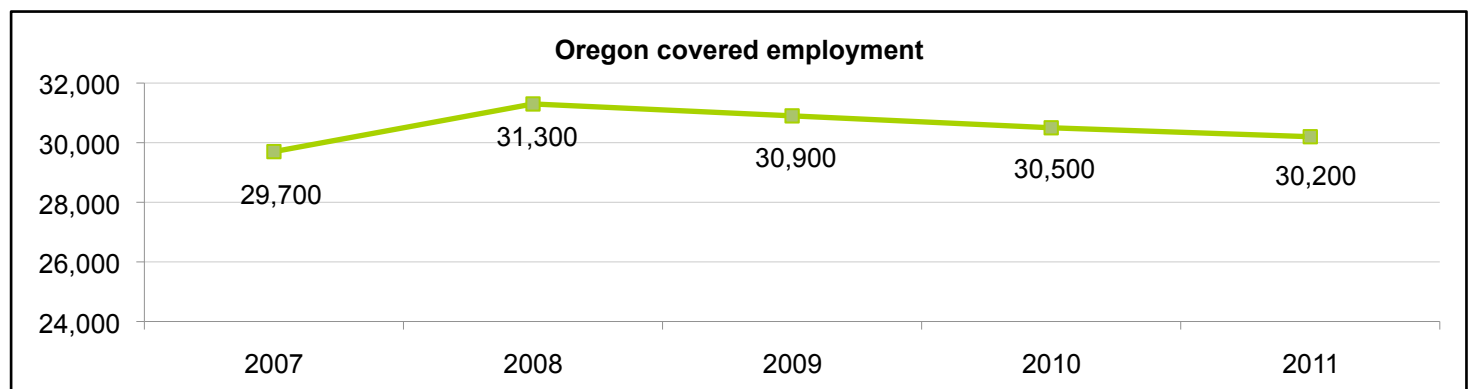
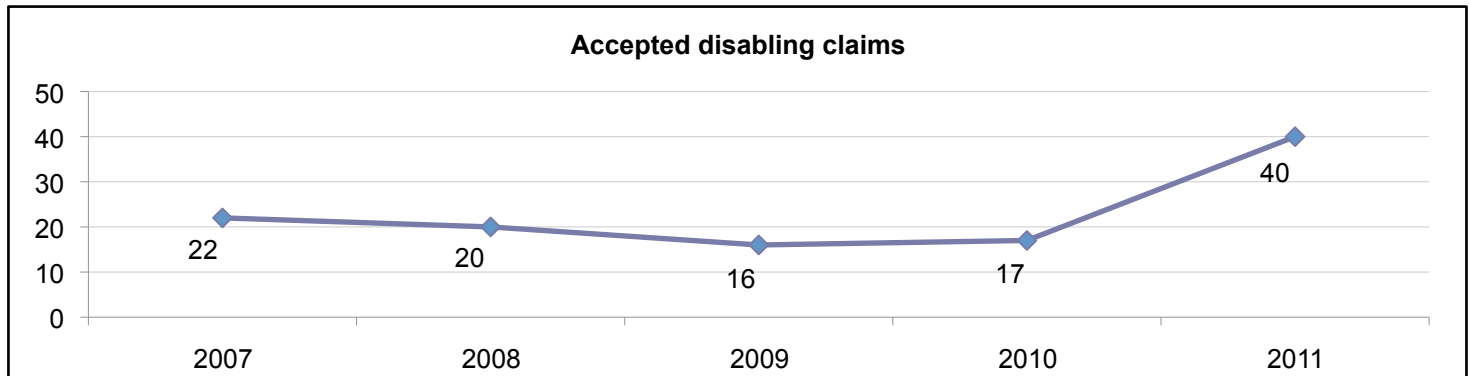
Source data are continually updated to be as accurate as possible, so report results may vary over time.

Source: Information Management Division, Oregon Department of Consumer and Business Services, August 2012

## Accepted disabling claims and workers' compensation covered employment in management of companies (NAICS 55), Oregon 2007-2011

The Management of Companies and Enterprises sector comprises establishments that hold the securities of (or other equity interests in) companies and enterprises for the purpose of owning a controlling interest or influencing management decisions or establishments (except government establishments) that administer, oversee, and manage establishments of the company or enterprise and that normally undertake the strategic or organizational planning and decision-making role of the company or enterprise.

Establishments primarily engaged in providing a range of day-to-day office administrative services, such as financial planning, billing and recordkeeping, personnel, and physical distribution and logistics are classified in Industry 56111, Office Administrative Services.



Year	2007	2008	2009	2010	2011
<b>Claims</b>	22	20	16	17	40
<b>Employment</b>	29,700	31,300	30,900	30,500	30,200
<b>Rate</b>	0.1	0.1	0.1	0.1	0.1

Footnotes:

Accepted disabling claims are claims, accepted by insurers, arising from occupational injuries or diseases that entitle workers to compensation for disability or death.

Industry is classified according to the North American Industrial Classification System (NAICS), 2002 edition. Claims from employees of client leasing firms are reported in the industry in which the claimant was working at the time of injury.

This industry only includes claims and employees in the private sector. Establishments owned by state and local governments are categorized according to their respective ownership.

Employment figures are based on the Department of Consumer and Business Services' estimation of Oregon employment covered by workers' compensation.

Claims rates represent the number of accepted disabling claims per 100 workers.

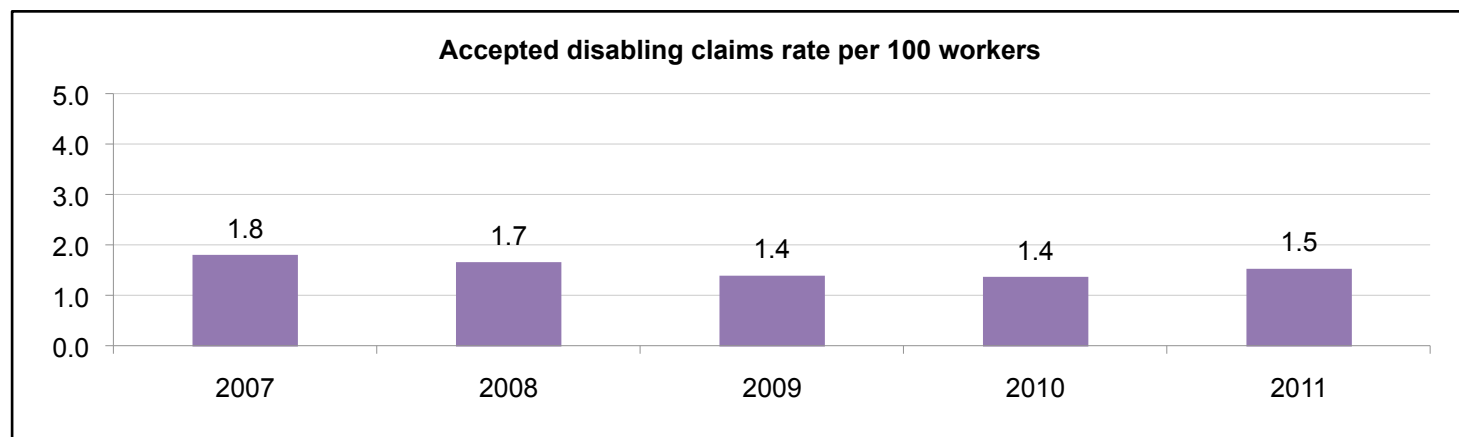
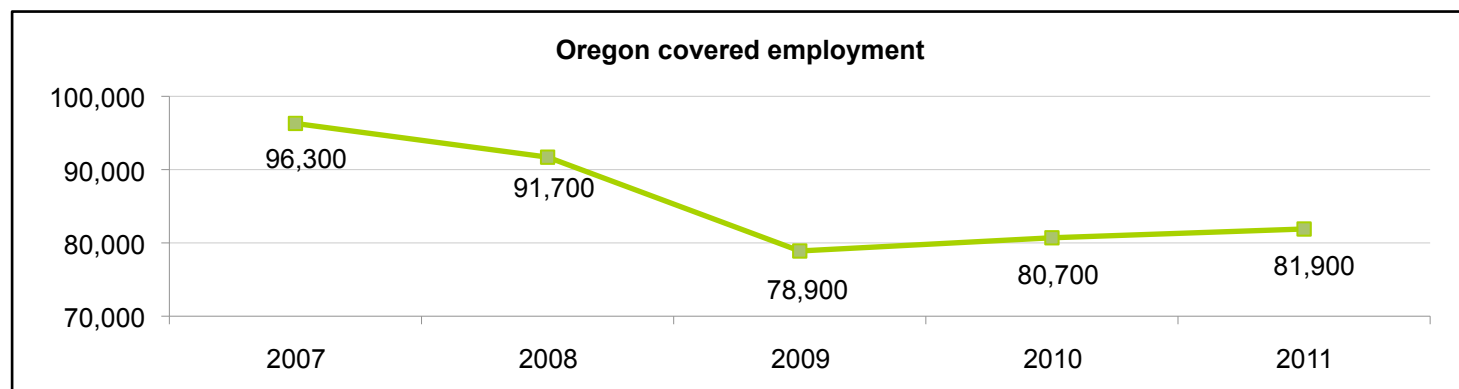
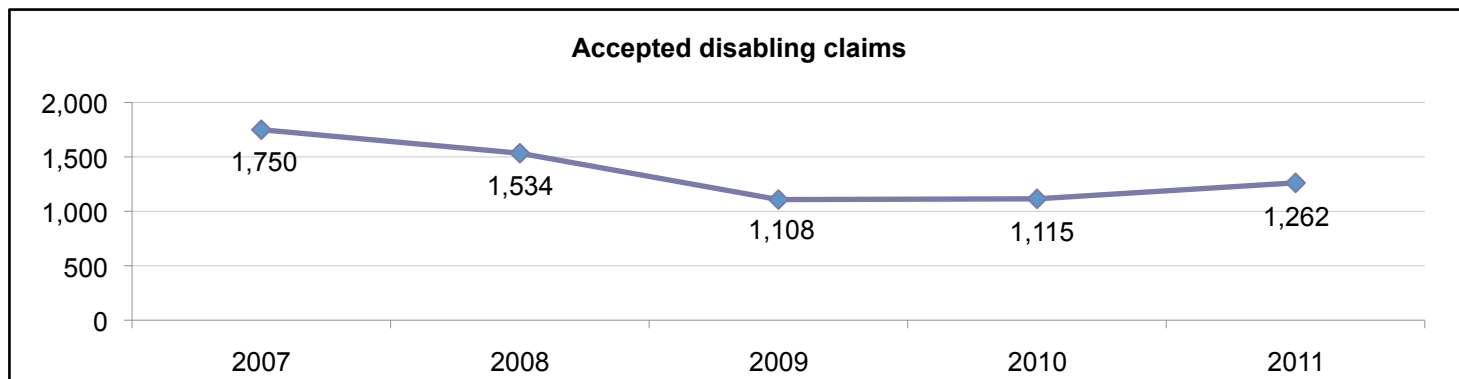
Source data are continually updated to be as accurate as possible, so report results may vary over time.

Source: Information Management Division, Oregon Department of Consumer and Business Services, August 2012

## Accepted disabling claims and workers' compensation covered employment in administrative and waste services (NAICS 56), Oregon 2007-2011

The Administrative and Support and Waste Management and Remediation Services sector comprises establishments performing routine support activities for the day-to-day operations of other organizations. The establishments in this sector specialize in one or more of these support activities and provide these services to clients in a variety of industries and, in some cases, to households. Activities performed include office administration; hiring and placing of personnel; document preparation and similar clerical services; solicitation, collection, security, and surveillance services; cleaning; and waste disposal services.

Establishments involved in administering, overseeing, and managing other establishments of the company or enterprise, are classified in Sector 55, Management of Companies and Enterprises.



Year	2007	2008	2009	2010	2011
<b>Claims</b>	1,750	1,534	1,108	1,115	1,262
<b>Employment</b>	96,300	91,700	78,900	80,700	81,900
<b>Rate</b>	1.8	1.7	1.4	1.4	1.5

Footnotes:

Accepted disabling claims are claims, accepted by insurers, arising from occupational injuries or diseases that entitle workers to compensation for disability or death.

Industry is classified according to the North American Industrial Classification System (NAICS), 2002 edition. Claims from employees of client leasing firms are reported in the industry in which the claimant was working at the time of injury.

This industry only includes claims and employees in the private sector. Establishments owned by state and local governments are categorized according to their respective ownership.

Employment figures are based on the Department of Consumer and Business Services' estimation of Oregon employment covered by workers' compensation.

Claims rates represent the number of accepted disabling claims per 100 workers.

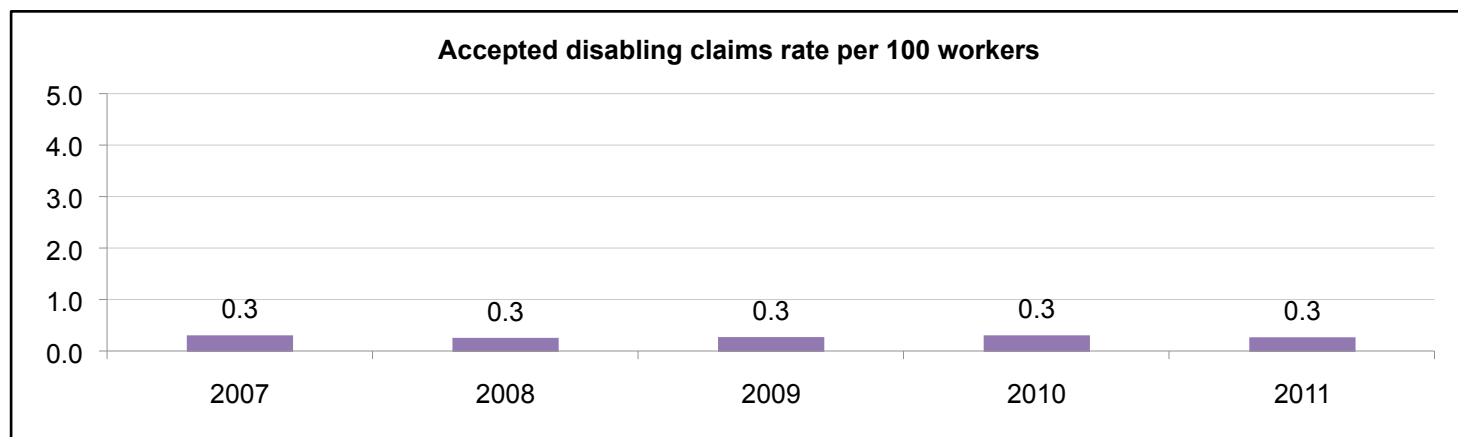
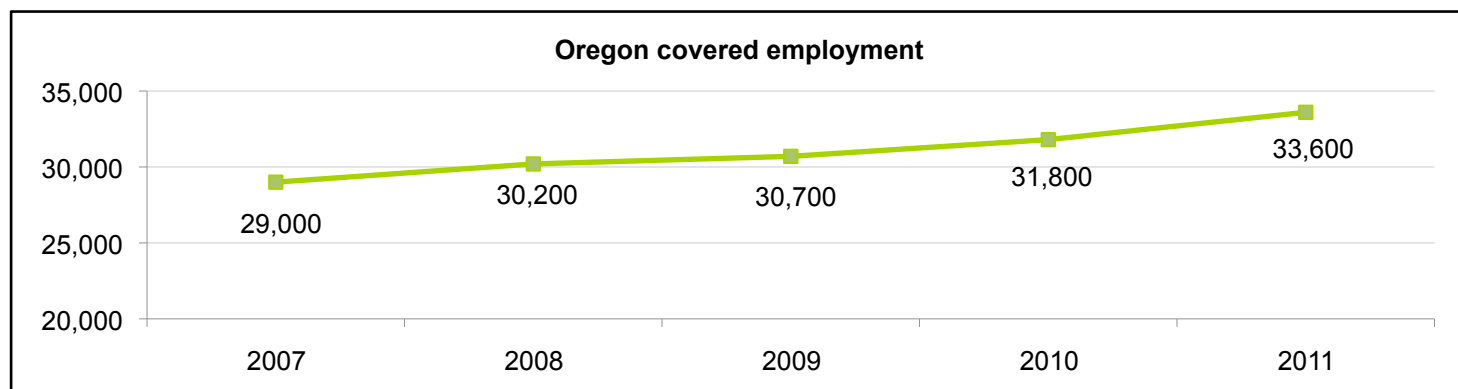
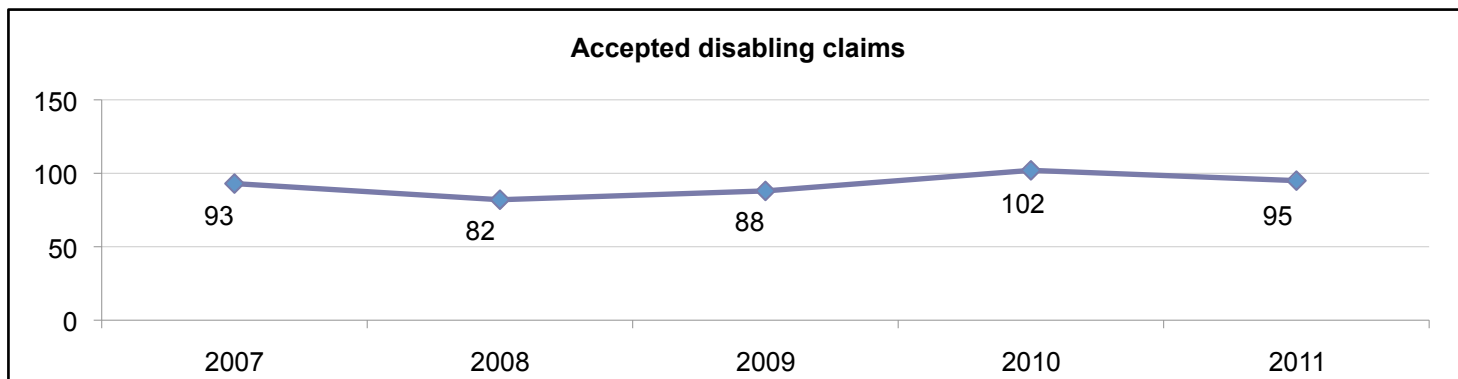
Source data are continually updated to be as accurate as possible, so report results may vary over time.

Source: Information Management Division, Oregon Department of Consumer and Business Services, August 2012

## Accepted disabling claims and workers' compensation covered employment in educational services (NAICS 61), Oregon 2007-2011

The Educational Services sector comprises establishments that provide instruction and training in a wide variety of subjects, such as schools, colleges, universities, and training centers. These establishments may be privately owned and operated for profit or not for profit. They may also offer food and accommodation services to their students. Educational services are usually delivered by teachers or instructors that explain, demonstrate, supervise, and direct learning in diverse settings, such as educational institutions, the workplace, or the home through correspondence, television, or other means.

Public schools and universities are classified according to their respective government ownership.



Year	2007	2008	2009	2010	2011
<b>Claims</b>	93	82	88	102	95
<b>Employment</b>	29,000	30,200	30,700	31,800	33,600
<b>Rate</b>	0.3	0.3	0.3	0.3	0.3

#### Footnotes:

Accepted disabling claims are claims, accepted by insurers, arising from occupational injuries or diseases that entitle workers to compensation for disability or death.

Industry is classified according to the North American Industrial Classification System (NAICS), 2002 edition. Claims from employees of client leasing firms are reported in the industry in which the claimant was working at the time of injury.

This industry only includes claims and employees in the private sector. Establishments owned by state and local governments are categorized according to their respective ownership.

Employment figures are based on the Department of Consumer and Business Services' estimation of Oregon employment covered by workers' compensation.

Claims rates represent the number of accepted disabling claims per 100 workers.

Source data are continually updated to be as accurate as possible, so report results may vary over time.

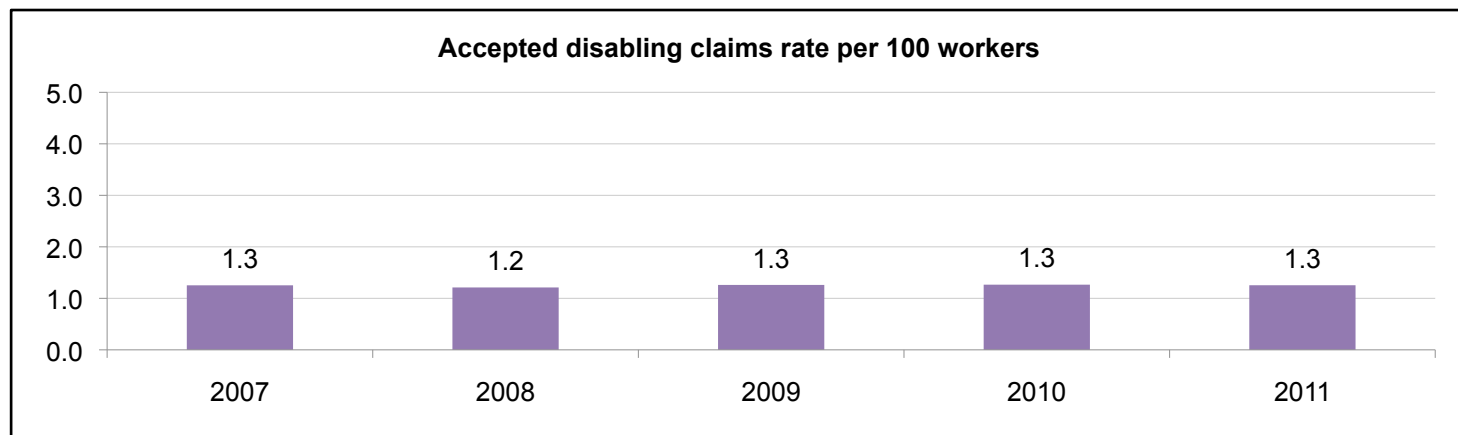
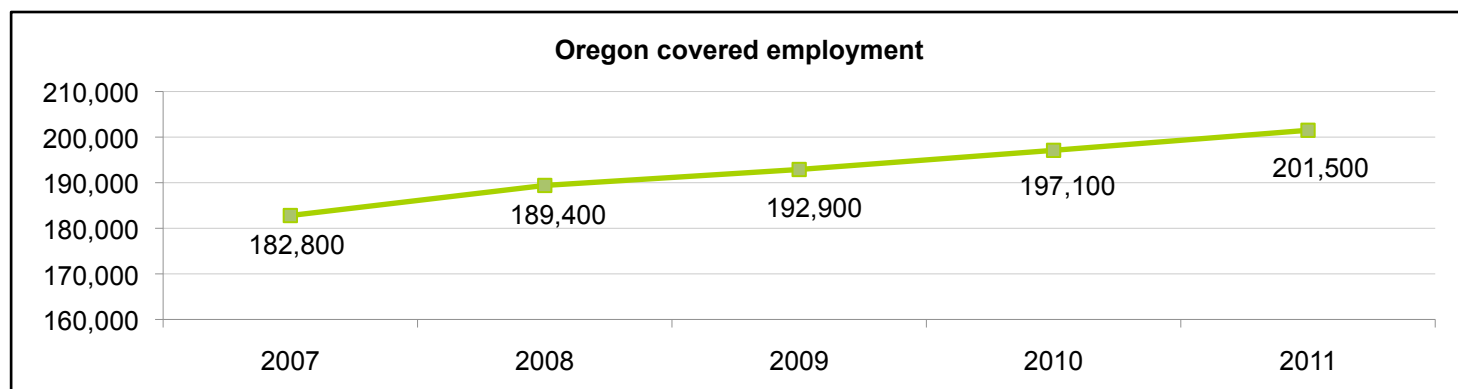
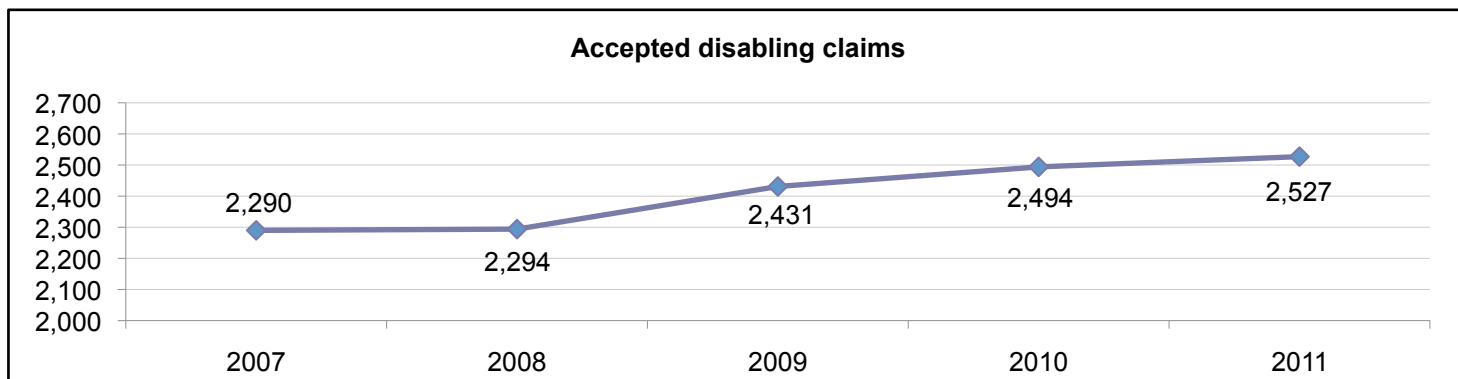
Source: Information Management Division, Oregon Department of Consumer and Business Services, August 2012



## Accepted disabling claims and workers' compensation covered employment in health care and social assistance (NAICS 62), Oregon 2007-2011

The Health Care and Social Assistance sector comprises establishments providing health care and social assistance for individuals. Trained professionals deliver the services provided by establishments in this sector.

Excluded from this sector are aerobic classes in Subsector 713, Amusement, Gambling, and Recreation Industries and nonmedical diet and weight reducing centers in Subsector 812, Personal and Laundry Services. Health care and social assistance provided by government entities are classified according to their respective government ownership.



Year	2007	2008	2009	2010	2011
<b>Claims</b>	2,290	2,294	2,431	2,494	2,527
<b>Employment</b>	182,800	189,400	192,900	197,100	201,500
<b>Rate</b>	1.3	1.2	1.3	1.3	1.3

Footnotes:

Accepted disabling claims are claims, accepted by insurers, arising from occupational injuries or diseases that entitle workers to compensation for disability or death.

Industry is classified according to the North American Industrial Classification System (NAICS), 2002 edition. Claims from employees of client leasing firms are reported in the industry in which the claimant was working at the time of injury.

This industry only includes claims and employees in the private sector. Establishments owned by state and local governments are categorized according to their respective ownership.

Employment figures are based on the Department of Consumer and Business Services' estimation of Oregon employment covered by workers' compensation.

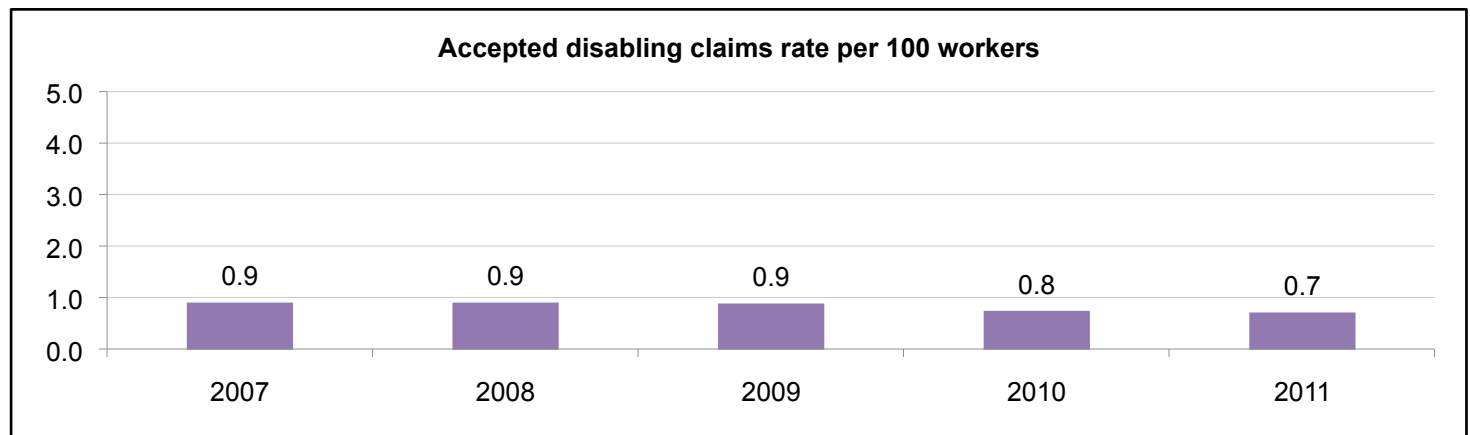
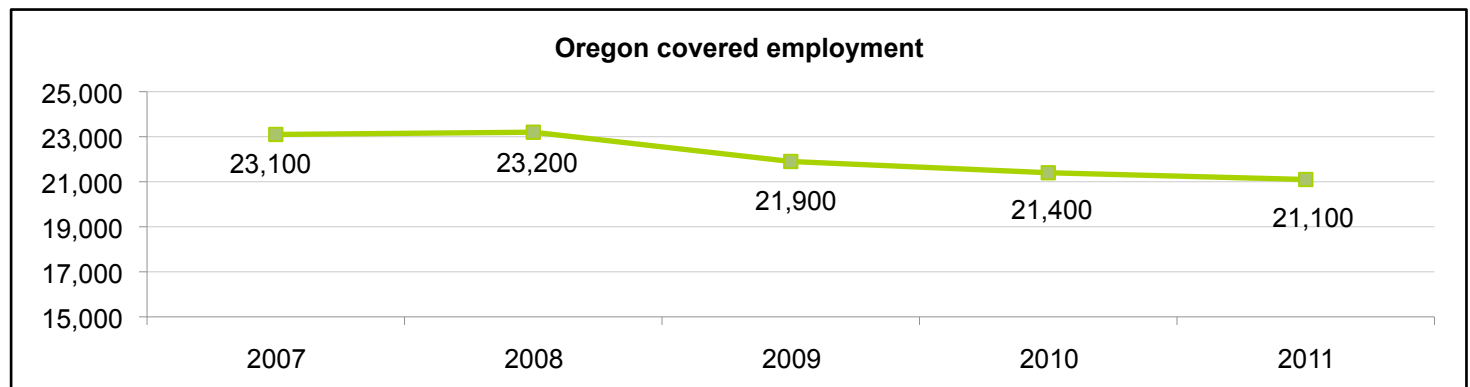
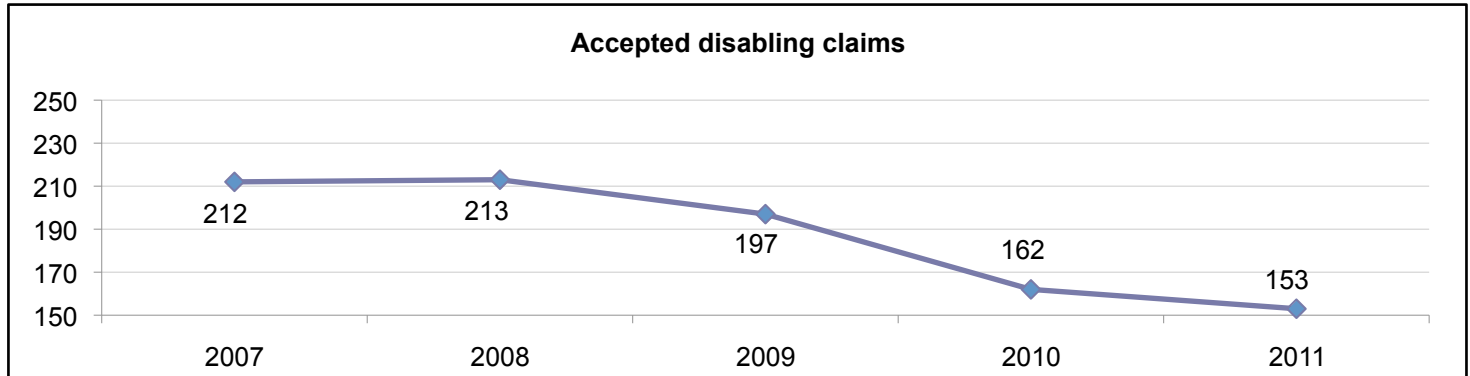
Claims rates represent the number of accepted disabling claims per 100 workers.

Source data are continually updated to be as accurate as possible, so report results may vary over time.

Source: Information Management Division, Oregon Department of Consumer and Business Services, August 2012

## Accepted disabling claims and workers' compensation covered employment in arts, entertainment, and recreation (NAICS 71), Oregon 2007-2011

The Arts, Entertainment, and Recreation sector includes a wide range of establishments that operate facilities or provide services to meet varied cultural, entertainment, and recreational interests of their patrons. This sector includes establishments that are involved in producing, promoting, or participating in live performances, events, or exhibits intended for public viewing; establishments that preserve and exhibit objects and sites of historical, cultural, or educational interest; and establishments that operate facilities or provide services that enable patrons to participate in recreational activities or pursue amusement, hobby, and leisure-time interests.



Year	2007	2008	2009	2010	2011
<b>Claims</b>	212	213	197	162	153
<b>Employment</b>	23,100	23,200	21,900	21,400	21,100
<b>Rate</b>	0.9	0.9	0.9	0.8	0.7

Footnotes:

Accepted disabling claims are claims, accepted by insurers, arising from occupational injuries or diseases that entitle workers to compensation for disability or death.

Industry is classified according to the North American Industrial Classification System (NAICS), 2002 edition. Claims from employees of client leasing firms are reported in the industry in which the claimant was working at the time of injury.

This industry only includes claims and employees in the private sector. Establishments owned by state and local governments are categorized according to their respective ownership.

Employment figures are based on the Department of Consumer and Business Services' estimation of Oregon employment covered by workers' compensation.

Claims rates represent the number of accepted disabling claims per 100 workers.

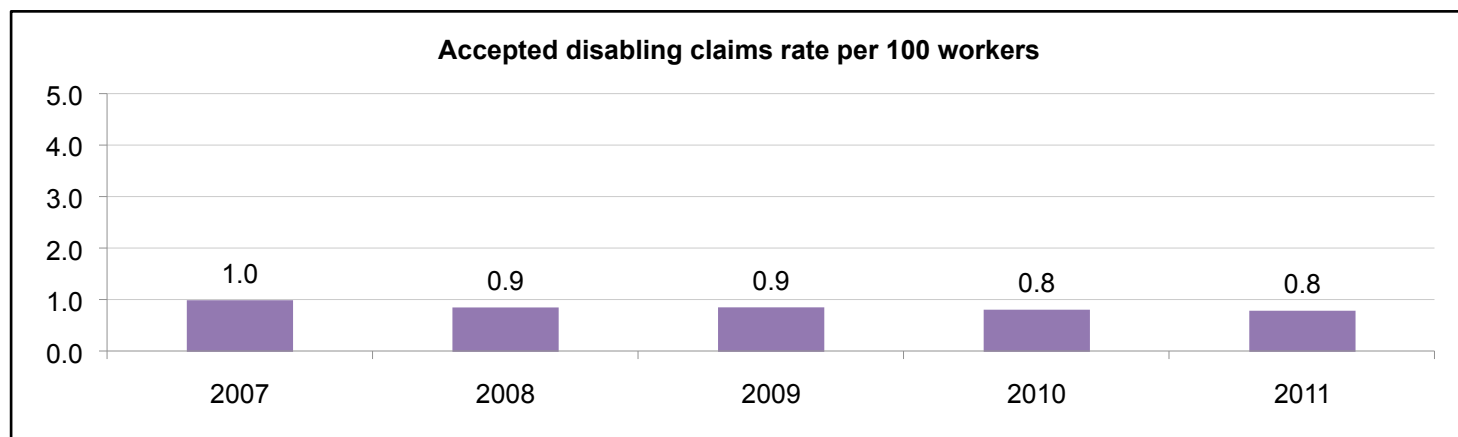
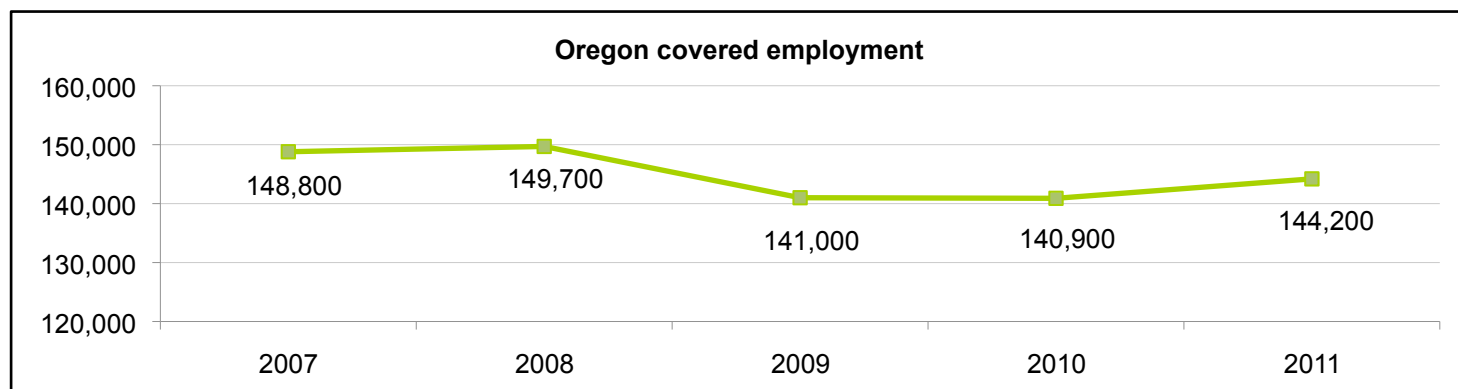
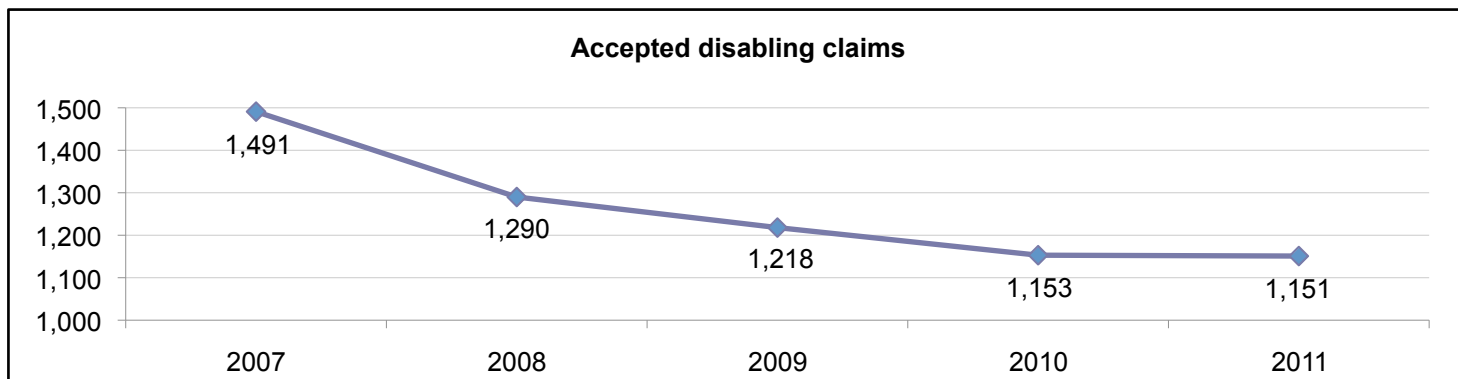
Source data are continually updated to be as accurate as possible, so report results may vary over time.

Source: Information Management Division, Oregon Department of Consumer and Business Services, August 2012

## Accepted disabling claims and workers' compensation covered employment in accommodation and food service (NAICS 72), Oregon 2007-2011

The Accommodation and Food Services sector comprises establishments providing customers with lodging and/or preparing meals, snacks, and beverages for immediate consumption.

Excluded from this sector are civic and social organizations, amusement and recreation parks, theaters, and other recreation or entertainment facilities providing food and beverage services.



Year	2007	2008	2009	2010	2011
<b>Claims</b>	1,491	1,290	1,218	1,153	1,151
<b>Employment</b>	148,800	149,700	141,000	140,900	144,200
<b>Rate</b>	1.0	0.9	0.9	0.8	0.8

Footnotes:

Accepted disabling claims are claims, accepted by insurers, arising from occupational injuries or diseases that entitle workers to compensation for disability or death.

Industry is classified according to the North American Industrial Classification System (NAICS), 2002 edition. Claims from employees of client leasing firms are reported in the industry in which the claimant was working at the time of injury.

This industry only includes claims and employees in the private sector. Establishments owned by state and local governments are categorized according to their respective ownership.

Employment figures are based on the Department of Consumer and Business Services' estimation of Oregon employment covered by workers' compensation.

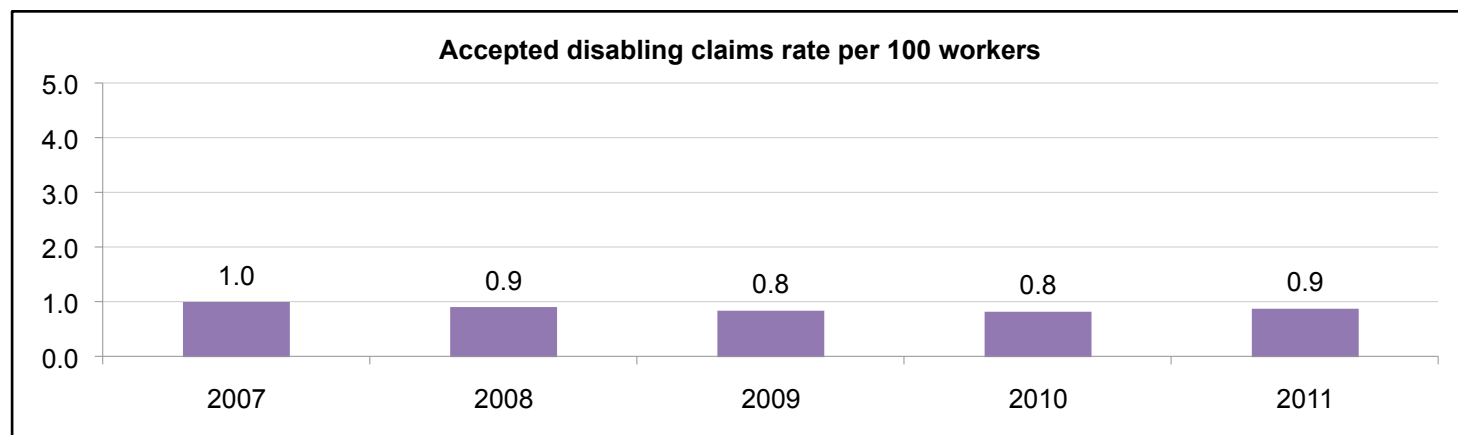
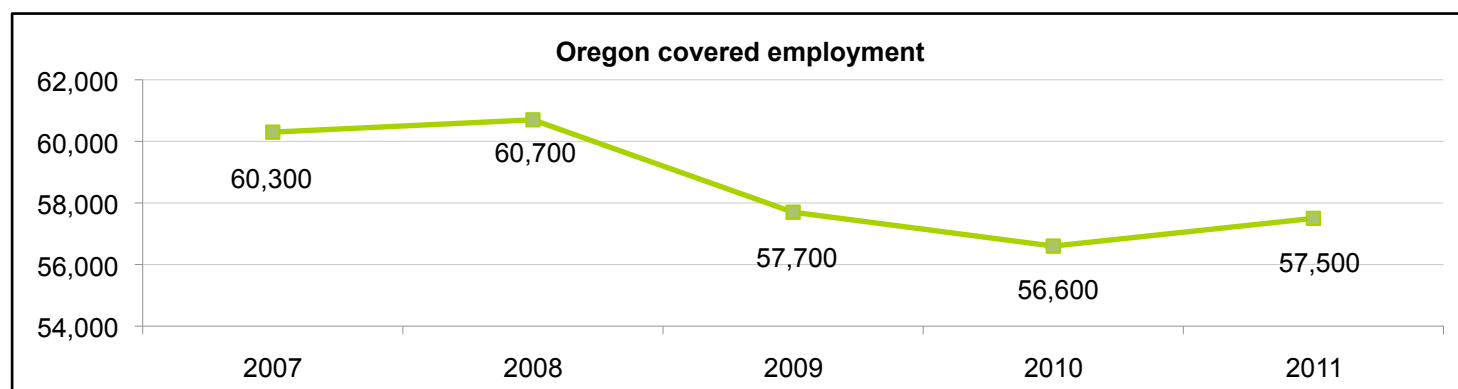
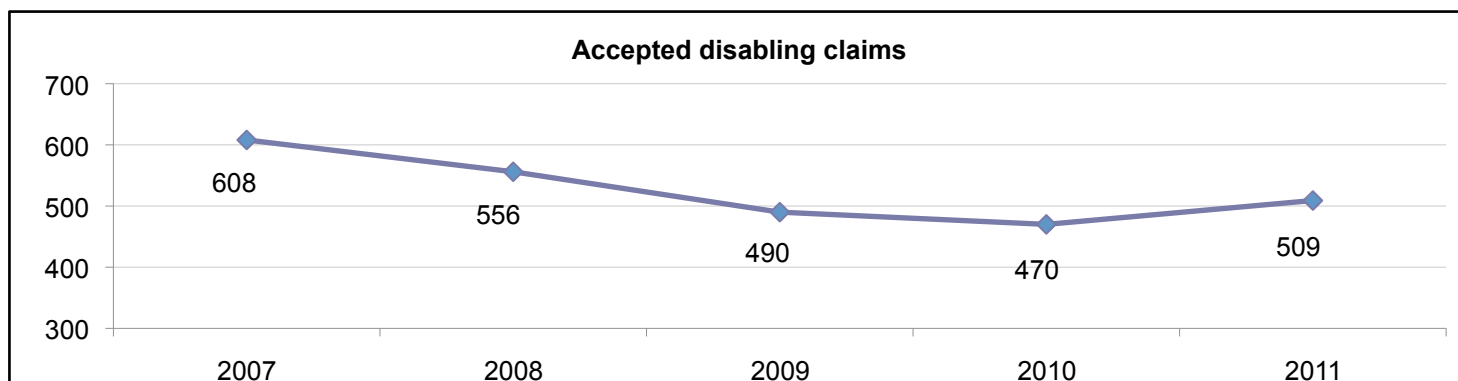
Claims rates represent the number of accepted disabling claims per 100 workers.

Source data are continually updated to be as accurate as possible, so report results may vary over time.

Source: Information Management Division, Oregon Department of Consumer and Business Services, August 2012

## Accepted disabling claims and workers' compensation covered employment in other services (except public administration) (NAICS 81), Oregon 2007-2011

The Other Services (except Public Administration) sector comprises establishments engaged in providing services not specifically provided for elsewhere in the classification system. Establishments in this sector are primarily engaged in activities such as equipment and machinery repairing; promoting or administering religious activities; grant-making; advocacy; and providing dry cleaning and laundry services, personal care services, death care services, pet care services, photofinishing services, temporary parking services, and dating services. Private households that engage in employing workers on or about the premises in activities primarily concerned with the operation of the household are included in this sector.



Year	2007	2008	2009	2010	2011
<b>Claims</b>	608	556	490	470	509
<b>Employment</b>	60,300	60,700	57,700	56,600	57,500
<b>Rate</b>	1.0	0.9	0.8	0.8	0.9

Footnotes:

Accepted disabling claims are claims, accepted by insurers, arising from occupational injuries or diseases that entitle workers to compensation for disability or death.

Industry is classified according to the North American Industrial Classification System (NAICS), 2002 edition. Claims from employees of client leasing firms are reported in the industry in which the claimant was working at the time of injury.

This industry only includes claims and employees in the private sector. Establishments owned by state and local governments are categorized according to their respective ownership.

Employment figures are based on the Department of Consumer and Business Services' estimation of Oregon employment covered by workers' compensation.

Claims rates represent the number of accepted disabling claims per 100 workers.

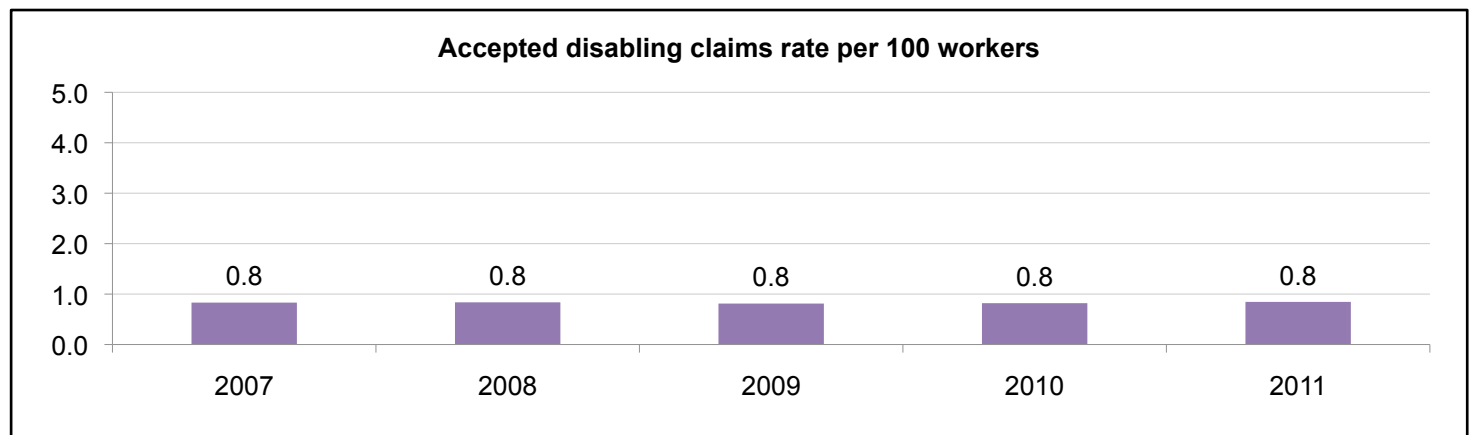
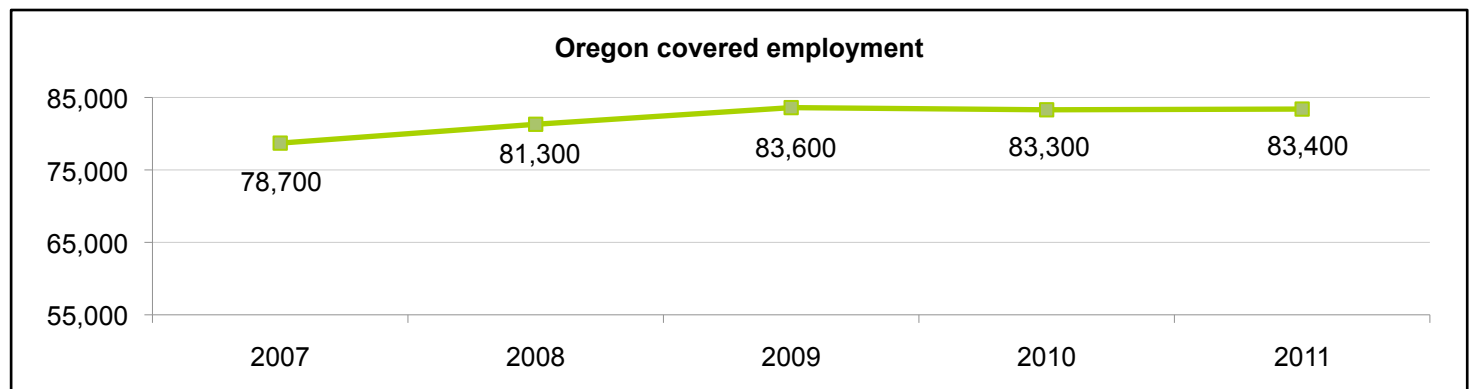
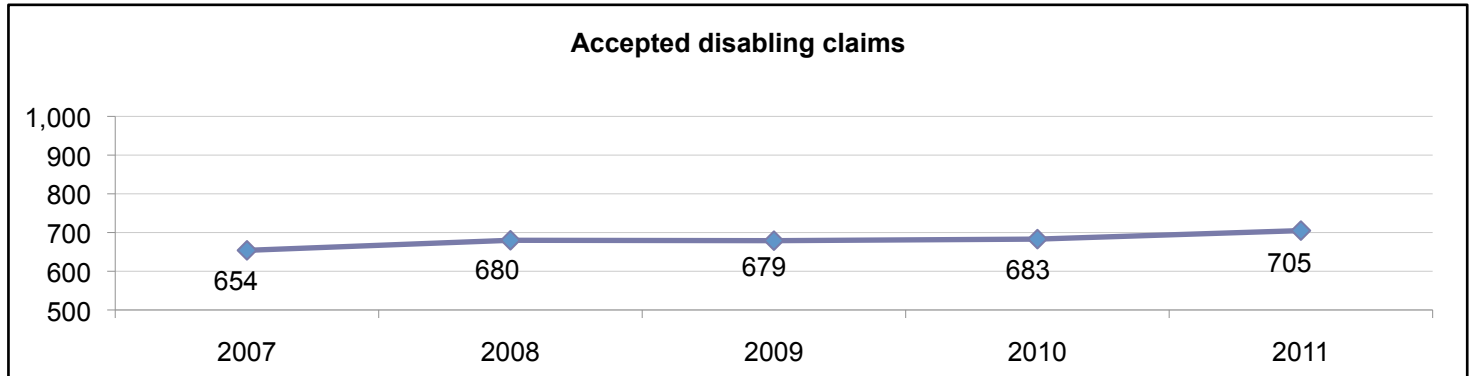
Source data are continually updated to be as accurate as possible, so report results may vary over time.

Source: Information Management Division, Oregon Department of Consumer and Business Services, August 2012



## Accepted disabling claims and workers' compensation covered employment in state government, Oregon 2007-2011

State government is comprised of all entities and establishments owned and operated by the state, including establishments that may have a distinct industry classification, such as public schools and universities, publicly owned hospitals, public transportation, construction performed by public entities, and public utilities.



Year	2007	2008	2009	2010	2011
<b>Claims</b>	654	680	679	683	705
<b>Employment</b>	78,700	81,300	83,600	83,300	83,400
<b>Rate</b>	0.8	0.8	0.8	0.8	0.8

Footnotes:

Accepted disabling claims are claims, accepted by insurers, arising from occupational injuries or diseases that entitle workers to compensation for disability or death.

Industry is classified according to the North American Industrial Classification System (NAICS), 2002 edition. Claims from employees of client leasing firms are reported in the industry in which the claimant was working at the time of injury.

This page includes all establishments owned by state government, regardless of industry.

Employment figures are based on the Department of Consumer and Business Services' estimation of Oregon employment covered by workers' compensation.

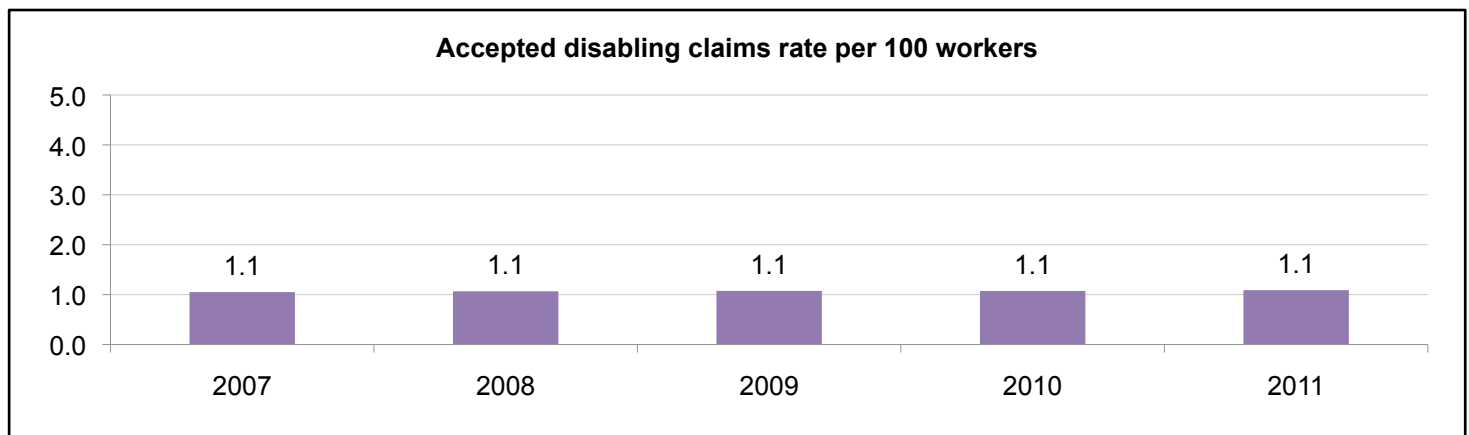
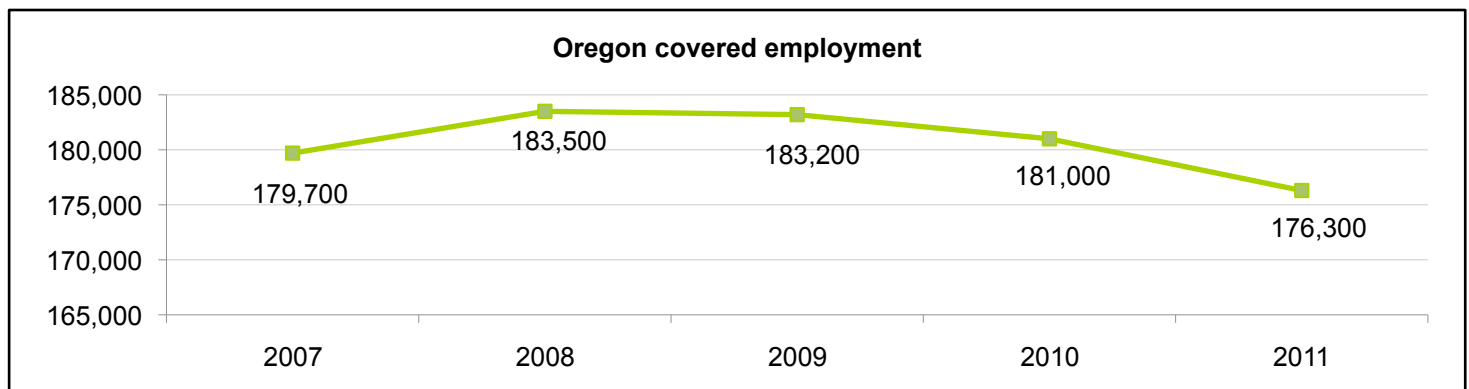
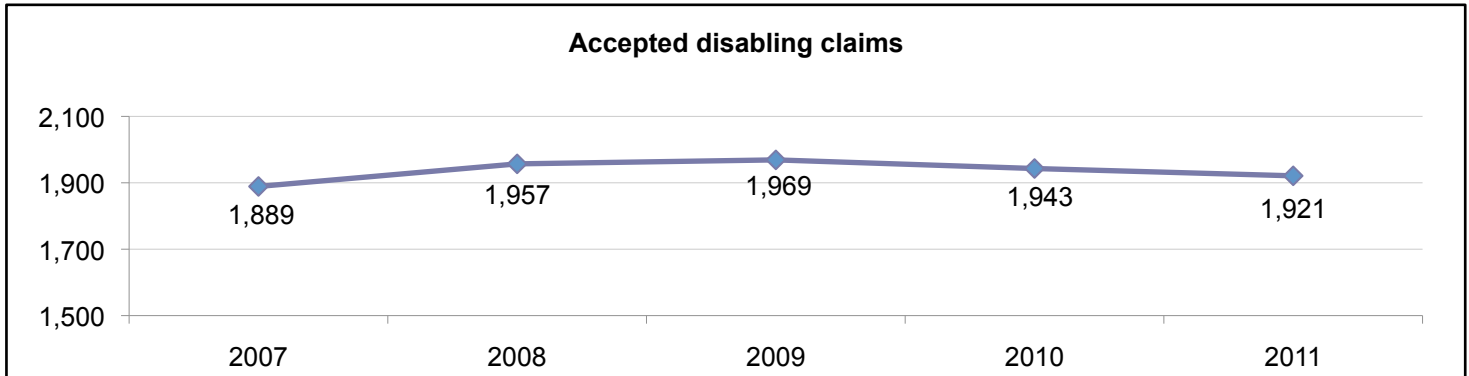
Claims rates represent the number of accepted disabling claims per 100 workers.

Source data are continually updated to be as accurate as possible, so report results may vary over time.

Source: Information Management Division, Oregon Department of Consumer and Business Services, August 2012

## Accepted disabling claims and workers' compensation covered employment in local government, Oregon 2007-2011

Local government is comprised of all entities and establishments owned and operated by city governments, county governments, and other local governments, including establishments that may have a distinct industry classification, such as public schools and universities, publicly owned hospitals, public transportation, construction performed by public entities, and public utilities.



Year	2007	2008	2009	2010	2011
<b>Claims</b>	1,889	1,957	1,969	1,943	1,921
<b>Employment</b>	179,700	183,500	183,200	181,000	176,300
<b>Rate</b>	1.1	1.1	1.1	1.1	1.1

Footnotes:

Accepted disabling claims are claims, accepted by insurers, arising from occupational injuries or diseases that entitle workers to compensation for disability or death.

Industry is classified according to the North American Industrial Classification System (NAICS), 2002 edition. Claims from employees of client leasing firms are reported in the industry in which the claimant was working at the time of injury.

This page includes all establishments owned by local government, regardless of industry.

Employment figures are based on the Department of Consumer and Business Services' estimation of Oregon employment covered by workers' compensation.

Claims rates represent the number of accepted disabling claims per 100 workers.

Source data are continually updated to be as accurate as possible, so report results may vary over time.

Source: Information Management Division, Oregon Department of Consumer and Business Services, August 2012