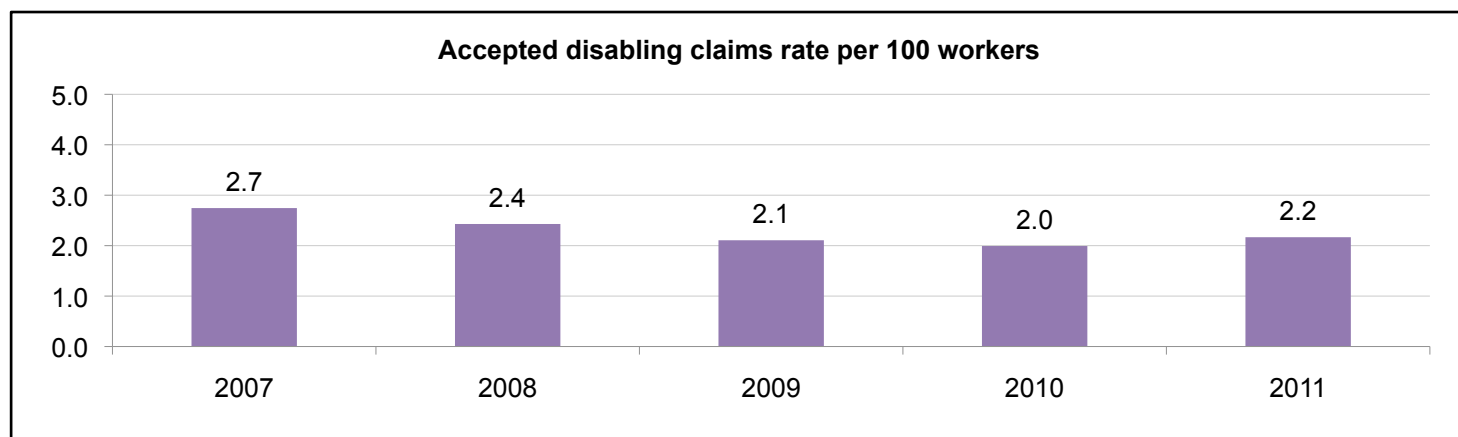
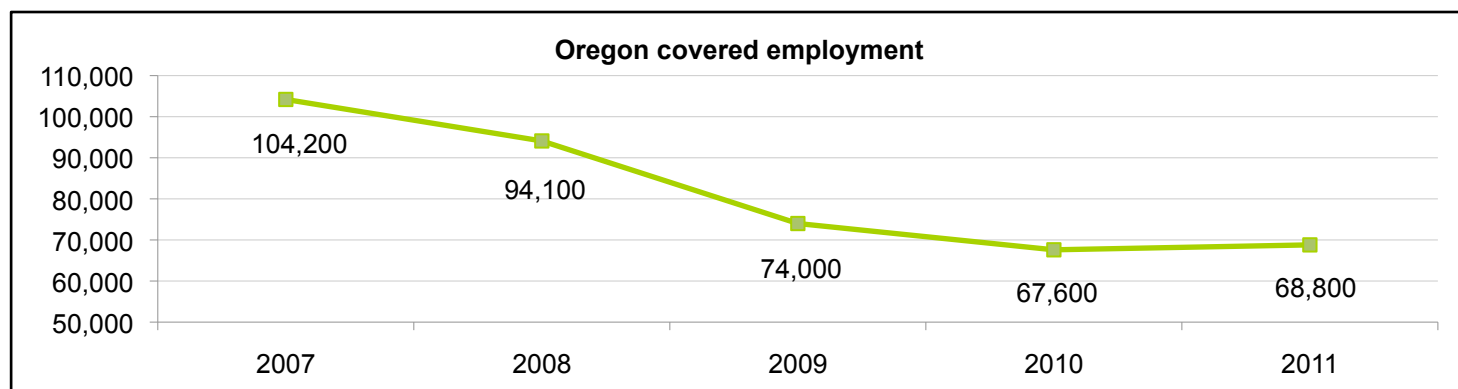
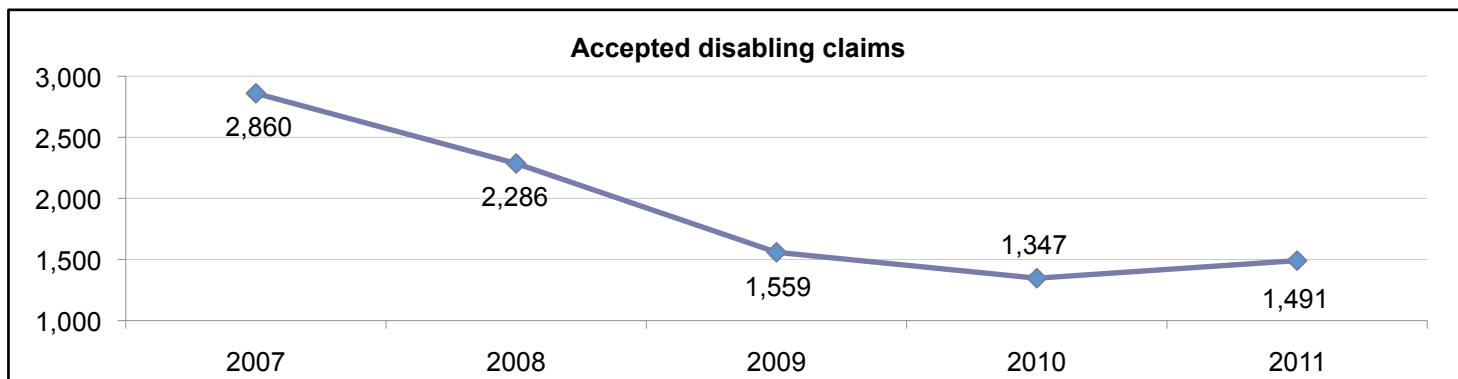


Accepted disabling claims and workers' compensation covered employment in construction (NAICS 23), Oregon 2007-2011

The Construction sector comprises establishments primarily engaged in the construction of buildings or engineering projects (e.g., highways and utility systems). Establishments primarily engaged in the preparation of sites for new construction and establishments primarily engaged in subdividing land for sale as building sites also are included in this sector. Construction work done may include new work, additions, alterations, or maintenance and repairs.

The installation and the ongoing repair and maintenance of telecommunications and utility networks are excluded from Construction when the establishments performing the work are not independent contractors. Although a growing proportion of this work is subcontracted to independent contractors in the Construction sector, the operating units of telecommunications and utility companies performing this work are included with the telecommunications or utility activities.



| Year | 2007 | 2008 | 2009 | 2010 | 2011 |
|-------------------|---------|--------|--------|--------|--------|
| Claims | 2,860 | 2,286 | 1,559 | 1,347 | 1,491 |
| Employment | 104,200 | 94,100 | 74,000 | 67,600 | 68,800 |
| Rate | 2.7 | 2.4 | 2.1 | 2.0 | 2.2 |

Footnotes:

Accepted disabling claims are claims, accepted by insurers, arising from occupational injuries or diseases that entitle workers to compensation for disability or death.

Industry is classified according to the North American Industrial Classification System (NAICS), 2002 edition. Claims from employees of client leasing firms are reported in the industry in which the claimant was working at the time of injury.

This industry only includes claims and employees in the private sector. Establishments owned by state and local governments are categorized according to their respective ownership.

Employment figures are based on the Department of Consumer and Business Services' estimation of Oregon employment covered by workers' compensation.

Claims rates represent the number of accepted disabling claims per 100 workers.

Source data are continually updated to be as accurate as possible, so report results may vary over time.

Source: Information Management Division, Oregon Department of Consumer and Business Services, August 2012