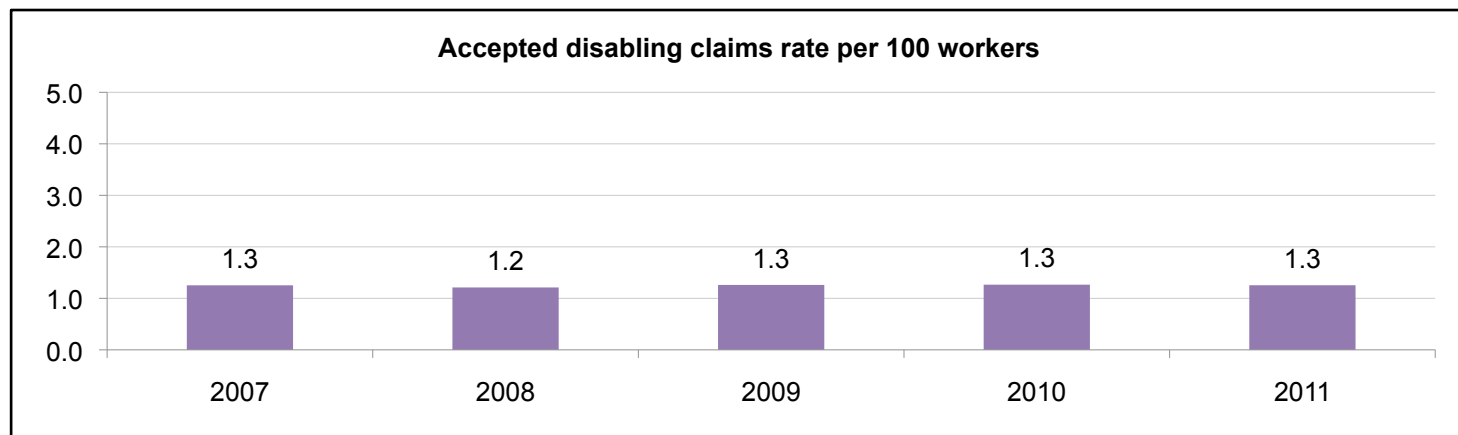
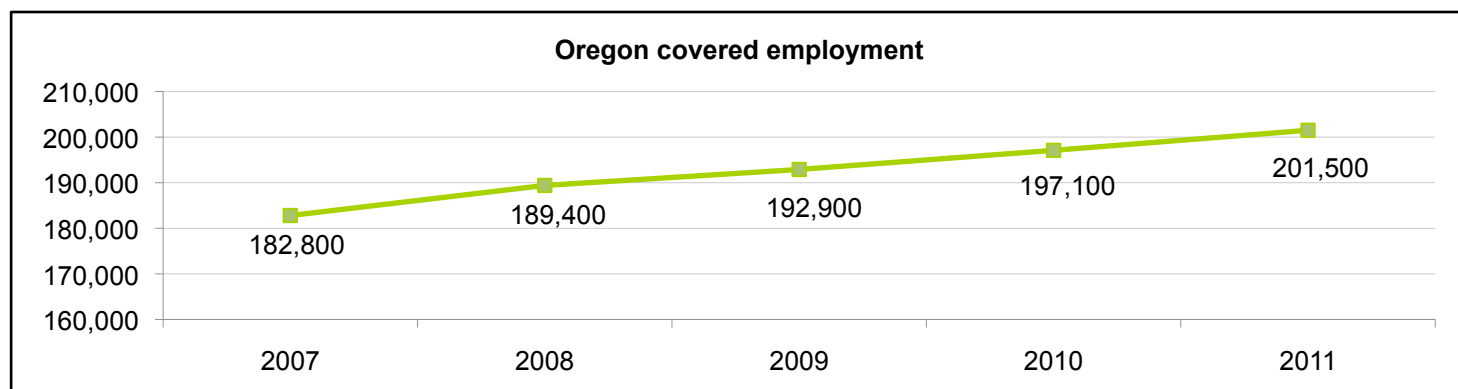
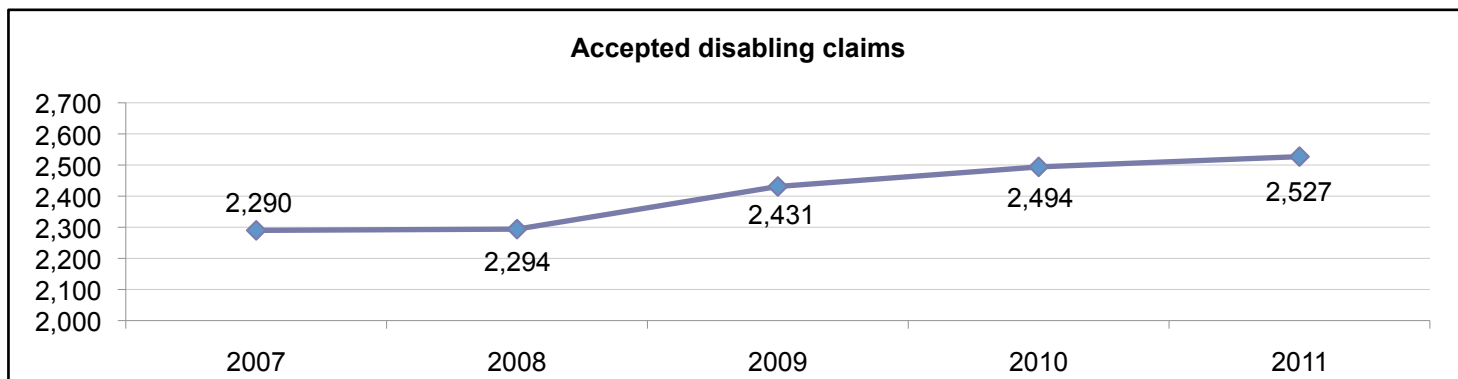


## Accepted disabling claims and workers' compensation covered employment in health care and social assistance (NAICS 62), Oregon 2007-2011

The Health Care and Social Assistance sector comprises establishments providing health care and social assistance for individuals. Trained professionals deliver the services provided by establishments in this sector.

Excluded from this sector are aerobic classes in Subsector 713, Amusement, Gambling, and Recreation Industries and nonmedical diet and weight reducing centers in Subsector 812, Personal and Laundry Services. Health care and social assistance provided by government entities are classified according to their respective government ownership.



Year	2007	2008	2009	2010	2011
<b>Claims</b>	2,290	2,294	2,431	2,494	2,527
<b>Employment</b>	182,800	189,400	192,900	197,100	201,500
<b>Rate</b>	1.3	1.2	1.3	1.3	1.3

Footnotes:

Accepted disabling claims are claims, accepted by insurers, arising from occupational injuries or diseases that entitle workers to compensation for disability or death.

Industry is classified according to the North American Industrial Classification System (NAICS), 2002 edition. Claims from employees of client leasing firms are reported in the industry in which the claimant was working at the time of injury.

This industry only includes claims and employees in the private sector. Establishments owned by state and local governments are categorized according to their respective ownership.

Employment figures are based on the Department of Consumer and Business Services' estimation of Oregon employment covered by workers' compensation.

Claims rates represent the number of accepted disabling claims per 100 workers.

Source data are continually updated to be as accurate as possible, so report results may vary over time.

Source: Information Management Division, Oregon Department of Consumer and Business Services, August 2012