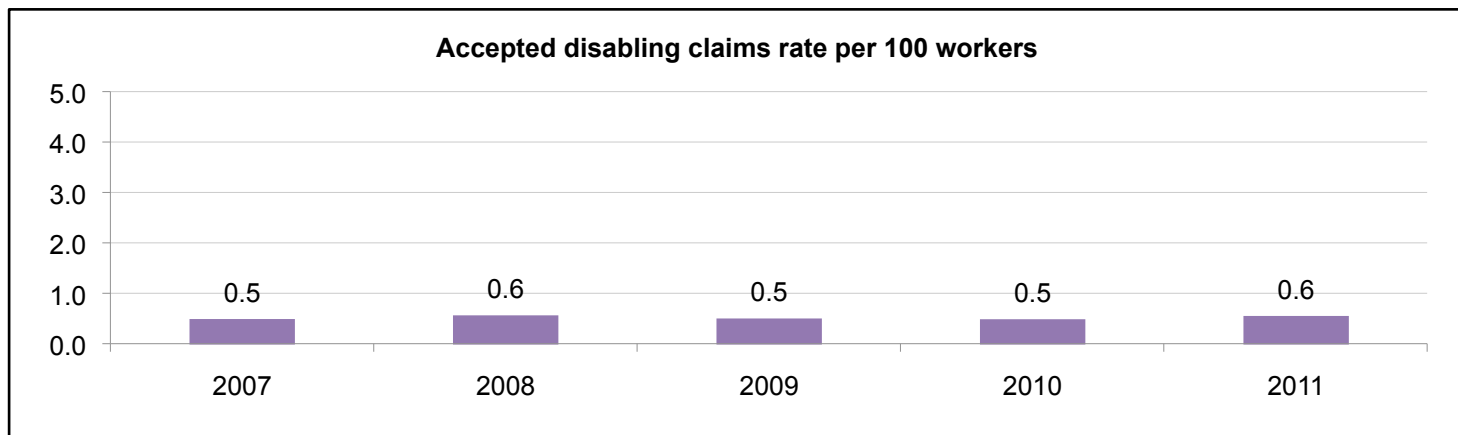
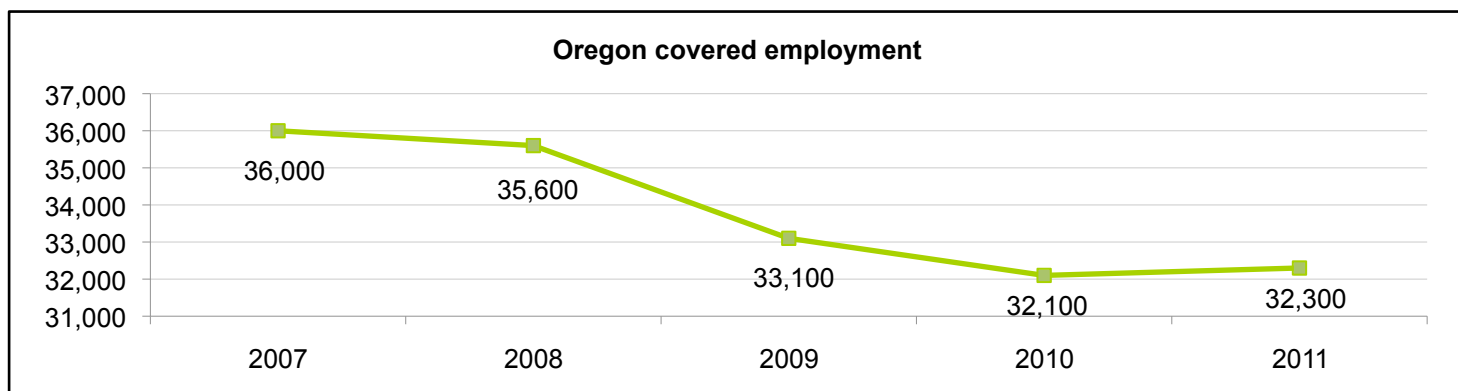
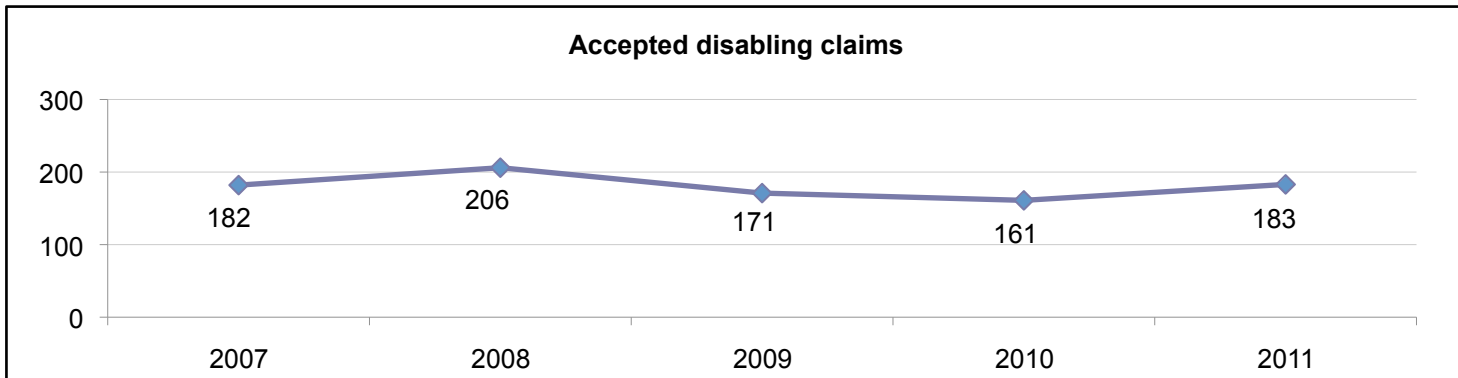


Accepted disabling claims and workers' compensation covered employment in information (NAICS 51), Oregon 2007-2011

The Information sector comprises establishments engaged in producing and distributing information and cultural products, providing the means to transmit or distribute these products as well as data or communications, and processing data.

The main components of this sector are the publishing industries, including software publishing, and both traditional publishing and publishing exclusively on the Internet; the motion picture and sound recording industries; the broadcasting industries, including traditional broadcasting and those broadcasting exclusively over the Internet; the telecommunications industries; and the industries known as Internet service providers and Web search portals, data processing industries, and the information services industries. Many of the industries in the Information sector are engaged in producing products protected by copyright law, or in distributing them (other than distribution by traditional wholesale and retail methods).



Year	2007	2008	2009	2010	2011
Claims	182	206	171	161	183
Employment	36,000	35,600	33,100	32,100	32,300
Rate	0.5	0.6	0.5	0.5	0.6

Footnotes:

Accepted disabling claims are claims, accepted by insurers, arising from occupational injuries or diseases that entitle workers to compensation for disability or death.

Industry is classified according to the North American Industrial Classification System (NAICS), 2002 edition. Claims from employees of client leasing firms are reported in the industry in which the claimant was working at the time of injury.

This industry only includes claims and employees in the private sector. Establishments owned by state and local governments are categorized according to their respective ownership.

Employment figures are based on the Department of Consumer and Business Services' estimation of Oregon employment covered by workers' compensation.

Claims rates represent the number of accepted disabling claims per 100 workers.

Source data are continually updated to be as accurate as possible, so report results may vary over time.

Source: Information Management Division, Oregon Department of Consumer and Business Services, August 2012