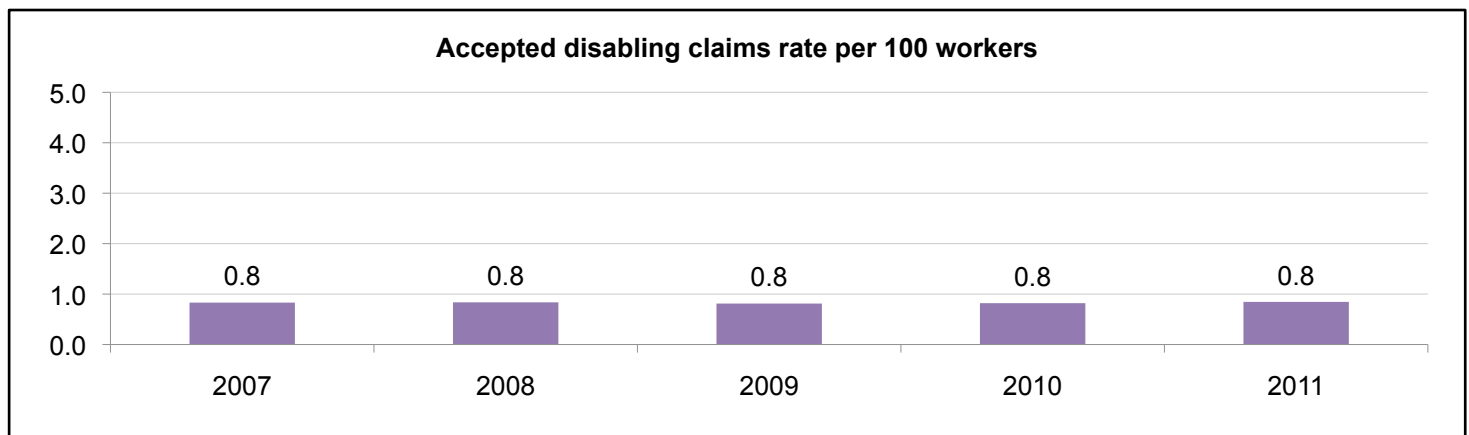
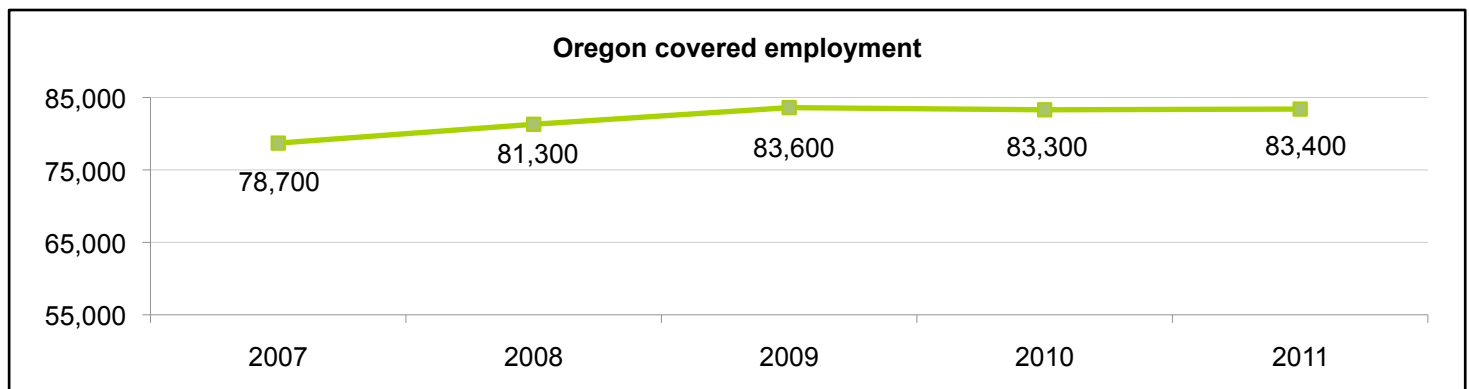
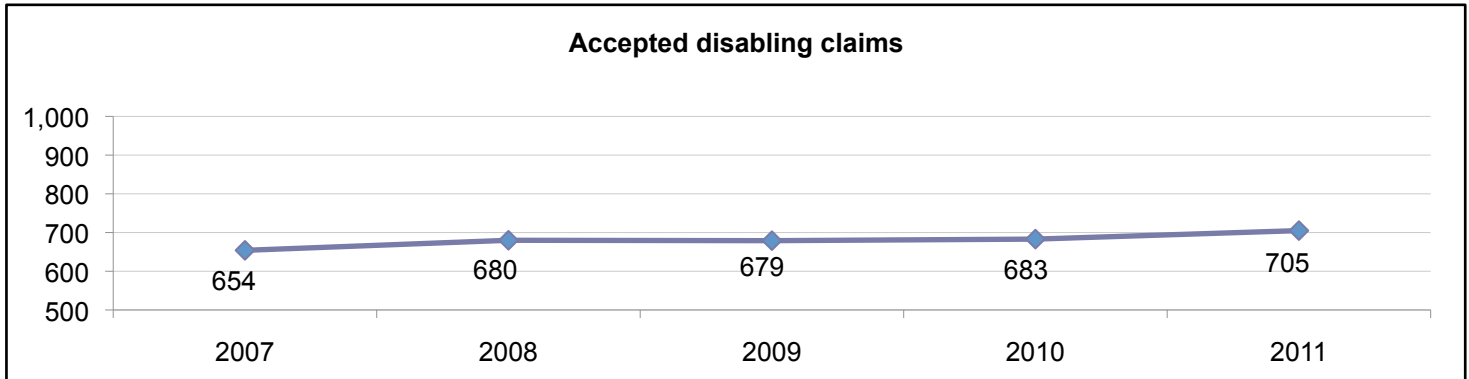


Accepted disabling claims and workers' compensation covered employment in state government, Oregon 2007-2011

State government is comprised of all entities and establishments owned and operated by the state, including establishments that may have a distinct industry classification, such as public schools and universities, publicly owned hospitals, public transportation, construction performed by public entities, and public utilities.



Year	2007	2008	2009	2010	2011
Claims	654	680	679	683	705
Employment	78,700	81,300	83,600	83,300	83,400
Rate	0.8	0.8	0.8	0.8	0.8

Footnotes:

Accepted disabling claims are claims, accepted by insurers, arising from occupational injuries or diseases that entitle workers to compensation for disability or death.

Industry is classified according to the North American Industrial Classification System (NAICS), 2002 edition. Claims from employees of client leasing firms are reported in the industry in which the claimant was working at the time of injury.

This page includes all establishments owned by state government, regardless of industry.

Employment figures are based on the Department of Consumer and Business Services' estimation of Oregon employment covered by workers' compensation.

Claims rates represent the number of accepted disabling claims per 100 workers.

Source data are continually updated to be as accurate as possible, so report results may vary over time.

Source: Information Management Division, Oregon Department of Consumer and Business Services, August 2012

